

Item	Part Number	Qty.	Description								
1	10002	2	Hex Bolt, 1/4"-20 X 1" Gr.5 Plated	50	11860	10	TIE STRAP, (14" LG.) (100/PK)	99	23038	1	Stand Weldment
2	10003	1	HEX BOLT (1/4" X 1-1/2" GR. 5 PLATED)	51	13214	2	SAFETY CHAIN CLEVIS WITH PIN	100	23048	2	Spcaer
3	10006	8	Hex Bolt 1/4" x 3" gr.5 plated	52	13532	4	CLAMP, SIZE 3/4" TO 1-3/4" X 9/16"	101	23050	1	Cable Roller
4	10032	1	Hex Bolt 3/8 x 1-1/2 gr.5 plated	53	13535	6	STAINLESS STEEL CLAMP, 1-1/2" TO 1-3/4"	102	23084	1	WELDMENT, Cable Bracket, DB
5	10052	8	Hex Bolt 7/16 x 2 gr.5 plated	54	13557	1	3/4"-M-NPT X 3/4" Metal Hose Barb	103	23093	1	WELDMENT, Weight Box, DB
6	10071	8	Hex Bolt 1/2 x 1 gr.5 plated	55	13563	1	1-1/4"-M-NPT X 1-1/2" Metal Hose Barb	104	23101	1	Weldment, Oil Tank
7	10092	4	Hex Bolt 5/8 x 2 gr.5 plated	56	13632	1	1/4" NPT Metal Cap	105	23129	1	SHAFT, Counter Weight, DB
8	10093	2	Hex Bolt 5/8" x 2-1/2" gr.5 plated	57	13757	1	20-M-NPT X 16-1/2-NPT Reducer	106	23130	1	Pivot Sleeve
9	10096	1	Hex Bolt 5/8"-11 x 4" gr.5 Plated	58	13899	4	#6 JIC CAP	107	23131	2	End Cap Weldment
10	10153	9	Lock Nut, 1/4" Plated	59	13906	4	ELBOW, 6-M-JIC X 8-M-NPT 90 DEG	108	23136	2	Pressure Flange
11	10154	1	Lock Nut 5/16"-18 Plated	60	13976	3	12-M-JIC X 12-M-NPT 90 Deg. Elbow	109	23137	2	Fluid Connector
12	10164	2	1/2" Hex Nut (Gr.5 Plated)	61	15015	2	PIN - CYLINDER LINK	110	23140	2	Tension Bolt
13	10166	11	Lock Nut 5/8"-11 plated	62	15242	1	Hydraulic Vane Motor	111	23141	2	PIN, 1" X 5-3/8"
14	10173	1	1" Castle Flange Nut	63	15252	8	3/4" Hose Clamp Half	112	23142	1	PIN (1" DIA. C.R.S. X 6 7/8" LG.)
15	10175	1	3/8"-16 Locknut (Gr.5 Plated)	64	15255	4	Hose Clamp Cover Plate	113	23146	1	SUCTION HOSE (1 1/2" X 24")
16	10176	6	1/2" Locknut (Gr.5 Plated)	65	15268	2	FITTING, 3/4" HB X 12-1/2-JIC	114	23147	2	CABLE, 1/4" X 82"
17	10181	1	Lockwasher 5/16" plated	66	15269	1	3/4" 140" HYDRAULIC PRESSURE HOSE	115	23149	1	WELDMENT, Lift Chain
18	10183	8	Lockwasher 7/16 plated	67	15271	3	DECAL, MODEL DB4060	116	23154	1	CAP, weldment
19	10184	8	Lockwasher 1/2 plated	68	15845	1	Hydraulic Decal Kit	117	23157	1	RETURN HOSE, 3/4 X 42"
20	10185	6	Lockwasher 5/8" Plated	69	15845-1	1	DANGER DECAL (KIT 15845)	118	23159	1	WELDMENT, LIFT ARM ASSEMBLY
21	10200	4	1/4" Plated Flarwasher	70	15845-10	1	WARNING DECAL (KIT 15845)	119	23176	1	Hitch Frame Weldment
22	10202	2	3/8" Flarwasher (Plated)	71	15845-11	3	WARNING DECAL (KIT 15845)	120	23200	1	WELDMENT, CABLE BRACKET
23	10204	8	1/2 Flarwasher (Plated)	72	15845-15	1	DANGER DECAL (KIT 15845)	121	23202	1	WELDMENT, CABLE BRACKET
24	10207	8	Flarwasher, 1" plated	73	15845-16	3	DANGER DECAL (KIT 15845)	122	23345	1	Head Mounting Bracket Weldment
25	10247	1	Cotter Pin 3/16" X 1 1/4" Plated	74	15845-2	1	DANGER DECAL (KIT 15845)	123	23359	1	Head Mount Bracket Weldment
26	10252	8	Cotter Pin 3/16" X 2" Plated	75	15845-3	4	WARNING DECAL (KIT 15845)	124	23448	1	BLADE Holder W/Blades, W/Anti Wrap Hub
27	10322	1	1/4" Grease Fitting, 1/4"-28 Threaded	76	15845-8	1	DANGER DECAL (KIT 15845)				
28	10335	1	Hardee Red Paint - (Not Shown)	77	15845-9	1	WARNING DECAL (KIT 15845)				
29	10339	2	Pop Rivet	78	15852	2	Red Reflector Decal				
30	10346	2	3 pt. Snap Pin (Lynch Pin)	79	15853	2	Yellow Reflector Decal				
31	10363	2	Bearing for Cable Roller	80	15854	1	Manual Holder				
32	10365	2	Clamp, 1/2" Plated Steel Loom	81	15860	2	U-Nut, 1/4"-20				
33	10368	1	1-1/4" Gate Valve	82	16012	1	Fitting, 12 1/50X-S Straight Thread Connector				
34	10373	1	Hydraulic Oil	83	16100	1	Sight Gauge 5", With Thermometer				
35	10384	8	Wire Rope Clip, 1/4" Forged	84	16138	4	Lock Nut 7/16"-14 NC with Nylon Insert				
36	10386	2	O-ring	85	16335	1	Hour Meter - not for resale				
37	10387	2	O-ring	86	16577	1	Hydraulic Motor Housing Assembly				
38	10388	1	O-Ring	87	16682	2	Relief Valve Assy. - 2700 PSI - Pump Mounted				
39	10390	1	Clip Pin (1/8 x 2)	88	16684	1	Fitting, #12 HB/ M-ORB Sraight				
40	10393	1	Universal Clip Pin	89	16685	8	Screw, 7/16-14 X 2-1/4 Long - Zinc Plated				
41	10466	2	Cat. 2 Lower Hitch Pin	90	16686	8	Lock Washer, Zinc Plated 7/16 High Collar				
42	10501	1	FLOW EZY BREATHER	91	16697	1	ORB Hollow Hex Plug				
43	10646	2	Grease	92	16748	1	Cylinder, 3" X 18" With 1-1/4" Rod & 1" Pins				
44	11005	1	Decal, Warning - Thrown Objects	93	16749	1	CYLINDER, 3" X 30" TIE ROD, DBs				
45	11010	3	Large Hardee Logo Decal	94	20031	1	Access Cover				
46	11675	1	Return Filter Assembly	95	22722	1	DB4060 Deck Weldment				
47	11703	1	3/4" Street Elbow	96	22728	2	DB4060/LR50160 Rubber Belting Kit				
48	11727	1	Serial Number Plate	97	22733	1	WELDMENT, Extension Arm, DB4060				
49	11850	1	Web Site Decal	98	22739	1	3/4" x 146" RETURN HOSE				

DWG. NO.	22720			REV.	G
REV	CHANGE	BY	DATE	ECN	
IR	INITIAL RELEASE	R.T.N.	8/16/04		
E	16682 Will Replace 10375 & 16435	T.B.B.	1/5/15	1578	
F	Manufacture Cylinder Change	T.B.B.	5/10/16	1655	
G	Pump 15240 Has Changed To Pump 16705	T.B.B.	12/14/16	1672	

Note:
Part #'s "13535 & 16682" have been listed with additional Qty to represent additional pump OPTION - (13535 Actual Qty: 4) (16682 Actual Qty: 1)

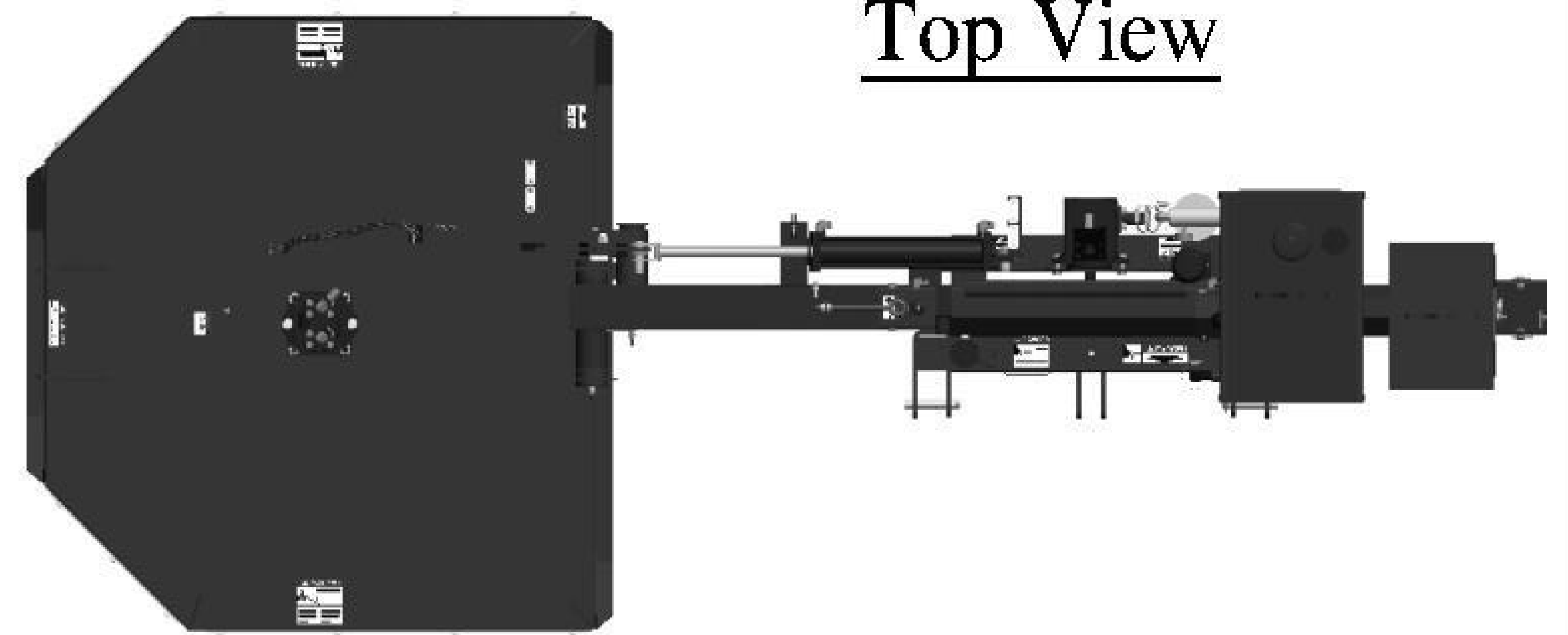
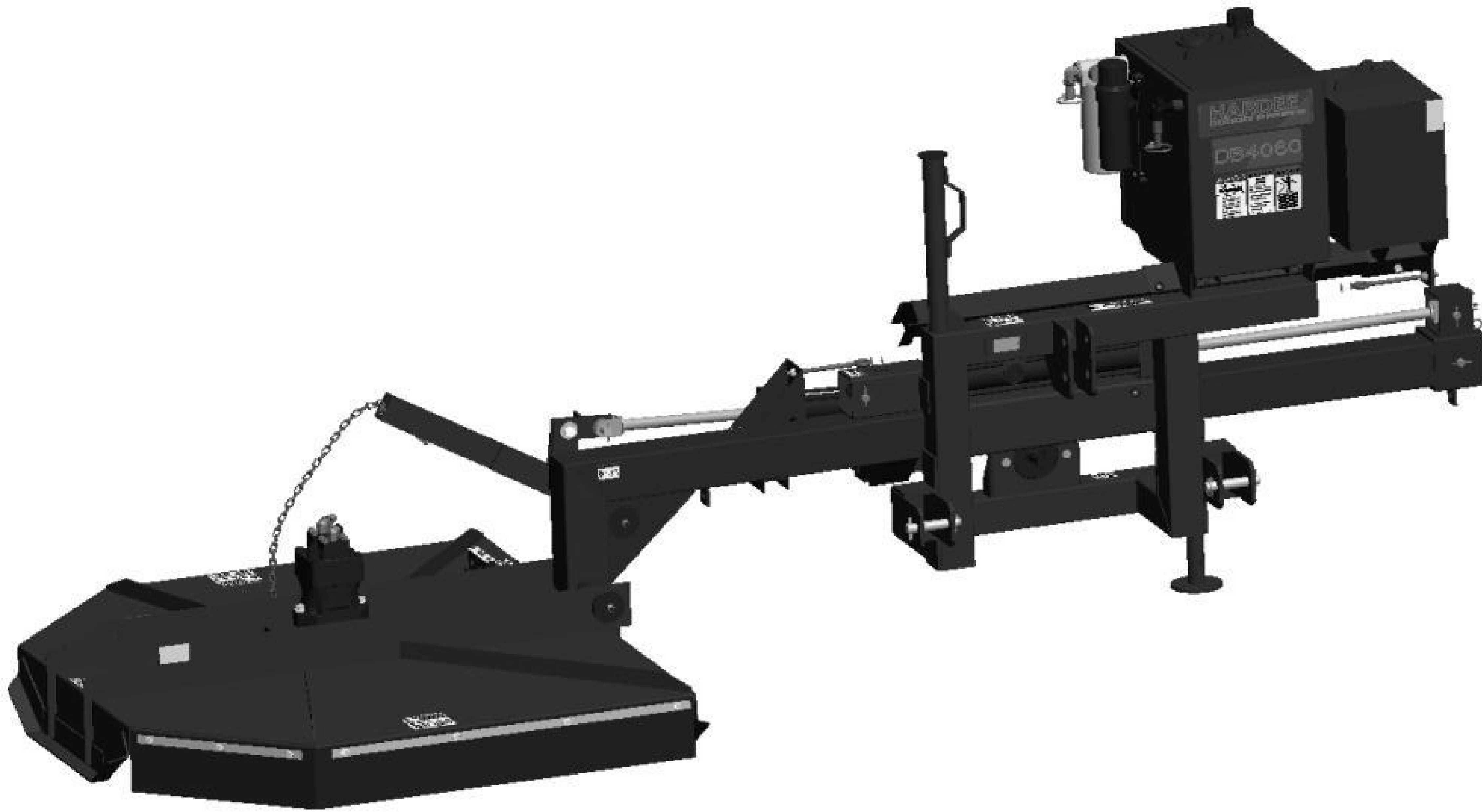
Note:
This list of components is strictly to be viewed as a "BILL OF MATERIALS" of the "COMPLETE" mower. It is not related to any illustration.

DB4060 Complete

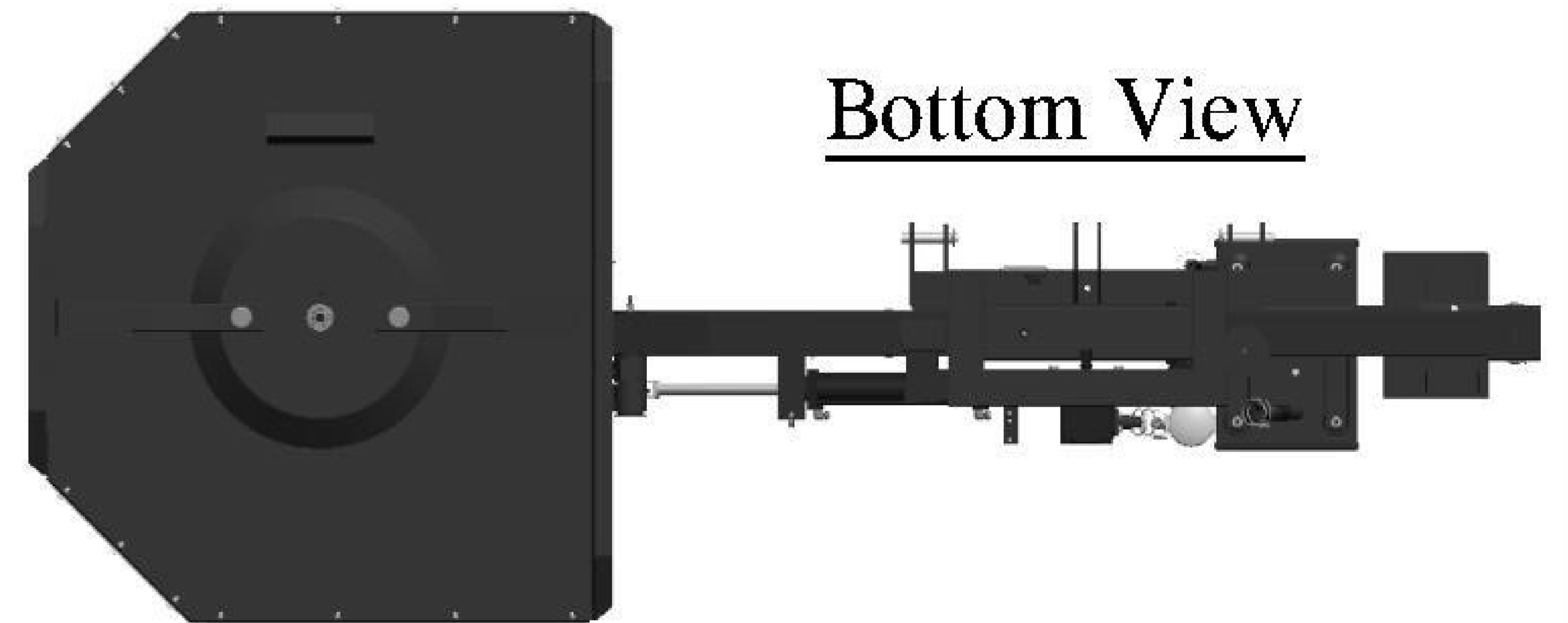

All Dimensions in Inches Unless Otherwise Specified
 Dimensions in [] are in Millimeters
 Tolerance Unless Otherwise Specified
 Fractional Dimensions ± 1/16"
 Decimal Dim. to Limits Shown
 Angular Dimensions ± 1°
 All Holes to be -0.132"

MODELED BY	T.B.B.	1/5/15	HARDEE BY EVH MFG. CO. LORIS S.C.	
DRAWN BY	R.T.N.	1/5/15	DESCRIPTION	SHEET 1 of 7
MATERIAL	R.M.N.	N/A	DB4060 Complete	
Manufactured By: EVH Mfg. Co., LLC			DO NOT SCALE	DWG. NO. 22720

DWG. NO.	22720		REV.	G
REV	CHANGE	BY	DATE	ECN
IR	INITIAL RELEASE	R.T.N.	8/16/04	
E	16682 Will Replace 10375 & 16435	T.B.B.	1/5/15	1578
F	Manufacture Cylinder Change	T.B.B.	5/10/16	1655
G	Pump 15240 Has Changed To Pump 16705	T.B.B.	12/14/16	1672



Top View



Bottom View

DB4060 Complete

All Dimensions in Inches Unless Otherwise Specified
 Dimensions in [] are in Millimeters
 Tolerance Unless Otherwise Specified
 Fractional Dimensions ± 1/16"
 Decimal Dim. to Limits Shown
 Angular Dimensions ± 1°
 All Holes to be -0.132"

MODELED BY	T.B.B.	1/5/15	HARDEE BY EVH MFG. CO. LORIS S.C.	
DRAWN BY	R.T.N.	1/5/15		
MATERIAL	R.M.N. N/A		DESCRIPTION	SHEET 2 of 7
Manufactured By: EVH Mfg. Co., LLC			DB4060 Complete	
DO NOT SCALE	B	DWG. NO.	22720	

Hitch Frame & Components

DWG. NO.	22720			REV.	G
REV	CHANGE	BY	DATE	ECN	
IR	INITIAL RELEASE	R.T.N.	8/16/04		
E	16682 Will Replace 10375 & 16435	T.B.B.	1/5/15	1578	
F	Manufacture Cylinder Change	T.B.B.	5/18/16	1655	
G	Pump 15240 Has Changed To Pump 16705	T.B.B.	12/14/16	1692	

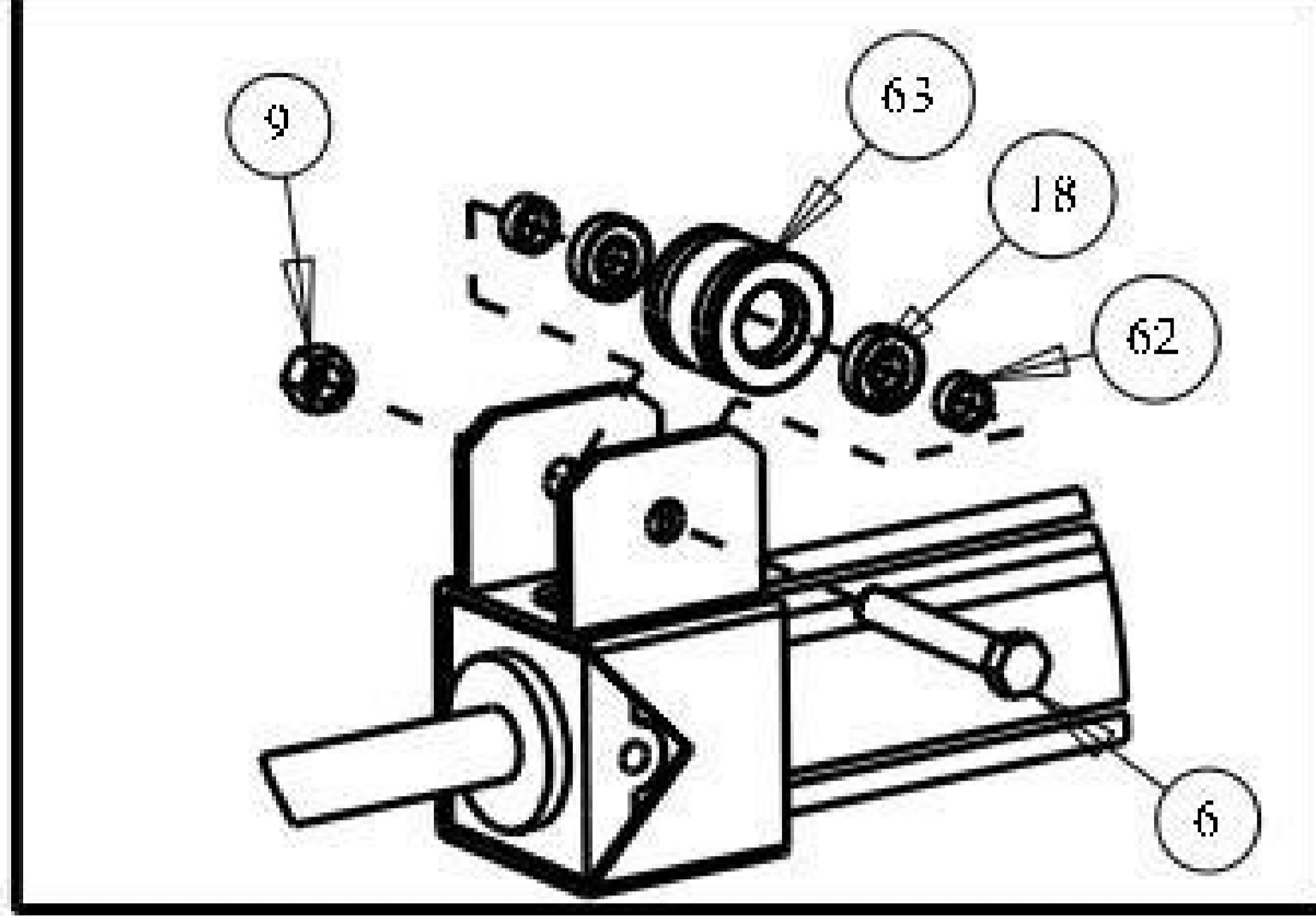
Item	Part Number	Qty.	Description				
1	10002	2	Hex Bolt, 1/4"-20 X 1" Gr. 5 Plated	41	15015	2	PIN - CYLINDER LINK
2	10003	1	HEX BOLT (1/4" X 1-1/2" GR. 5 PLATED)	42	15252	8	3/4" Hose Clamp Half
3	10006	8	Hex Bolt 1/4" x 3" gr.5 plated	43	15255	4	Hose Clamp Cover Plate
4	10032	1	Hex Bolt 3/8 x 1-1/2 gr.5 plated	44	15268	2	FITTING, 3/4" IIB X 12-F-JIC
5	10092	2	Hex Bolt 5/8 x 2 gr.5 plated	45	15271	3	DECAL, MODEL DB4060
6	10096	1	Hex Bolt 5/8"-11 x 4" gr.5 Plated	46	15845-11	3	WARNING DECAL (KIT 15845)
7	10153	9	Lock Nut, 1/4" Plated	47	15845-15	1	DANGER DECAL (KIT 15845)
8	10164	2	1/2" Hex Nut (Gr.5 Plated)	48	15845-16	3	DANGER DECAL (KIT 15845)
9	10166	9	Lock Nut 5/8"-11 plated	49	15845-2	1	DANGER DECAL (KIT 15845)
10	10175	1	3/8"-16 Locknut (Gr.5 Plated)	50	15845-3	4	WARNING DECAL (KIT 15845)
11	10176	6	1/2" Locknut (Gr.5 Plated)	51	15845-8	1	DANGER DECAL (KIT 15845)
12	10200	4	1/4" Plated Flatwasher	52	15845-9	1	WARNING DECAL (KIT 15845)
13	10202	2	3/8" Flatwasher (Plated)	53	15852	2	Red Reflector Decal
14	10204	8	1/2 Flatwasher (Plated)	54	15853	2	Yellow Reflector Decal
15	10207	8	Flatwasher, 1" plated	55	15854	1	Manual Holder
16	10252	8	Cotter Pin 3/16" X 2" Plated	56	15860	2	U-Nut, 1/4"-20
17	10346	2	3 pt. Snap Pin (Lynch Pin)	57	16100	1	Sight Gauge 5", With Thermometer
18	10363	2	Bearing for Cable Roller	58	16748	1	Cylinder, 3" X 18" With 1-1/4" Rod & 1" Pins
19	10365	2	Clamp, 1/2" Plated Steel Loom	59	16749	1	CYLINDER, 3" X 30" TIE ROD , DBs
20	10368	1	1-1/4" Gate Valve	60	22733	1	WELDMENT, Extension Arm, DB4060
21	10384	8	Wire Rope Clip, 1/4" Forged	61	23038	1	Stand Weldment
22	10390	1	Clip Pin (1/8 x 2)	62	23048	2	Spacer
23	10393	1	Universal Clip Pin	63	23050	1	Cable Roller
24	10466	2	Cat. 2 Lower Hitch Pin	64	23084	1	WELDMENT, Cable Bracket, DB
25	10501	1	FLOW EZY BREATHIER	65	23093	1	WELDMENT, Weight Box , DB
26	11005	1	Decal, Warning - Thrown Objects	66	23101	1	Weldment, Oil Tank
27	11010	3	Large Hardee Logo Decal	67	23129	1	SHAFT, Counter Weight, DB
28	11675	1	Return Filter Assembly	68	23140	2	Tension Bolt
29	11703	1	3/4" Street Elbow	69	23141	2	PIN, 1" X 5-3/8"
30	11850	1	Web Site Decal	70	23142	1	PIN (1" DIA. C.R.S. X 6 7/8" LG.)
31	13214	2	SAFETY CHAIN CLEVIS WITH PIN	71	23147	2	CABLE, 1/4" X 82"
32	13532	2	CLAMP, SIZE 3/4" TO 1-3/4" X 9/16"	72	23149	1	WELDMENT, Lift Chain
33	13535	4	STAINLESS STEEL CLAMP, 1-1/2" TO 1-3/4"	73	23154	1	CAP, weldment
34	13557	1	3/4"-M-NPT X 3/4" Metal Hose Barb	74	23159	1	WELDMENT, LIFT ARM ASSEMBLY
35	13563	1	1-1/4"-M-NPT X 1-1/2" Metal Hose Barb	75	23176	1	Hitch Frame Weldment
36	13632	1	1/4" NPT Metal Cap	76	23200	1	WELDMENT, CABLE BRACKET
37	13757	1	20-M-NPT X 16-F-NPT Reducer	77	23202	1	WELDMENT, CABLE BRACKET
38	13899	4	#6 JIC CAP				
39	13906	4	ELBOW, 6-M-JIC X 8-M-NPT 90 DEG				
40	13976	3	12-M-JIC X 12-M-NPT 90 Deg. Elbow				

38

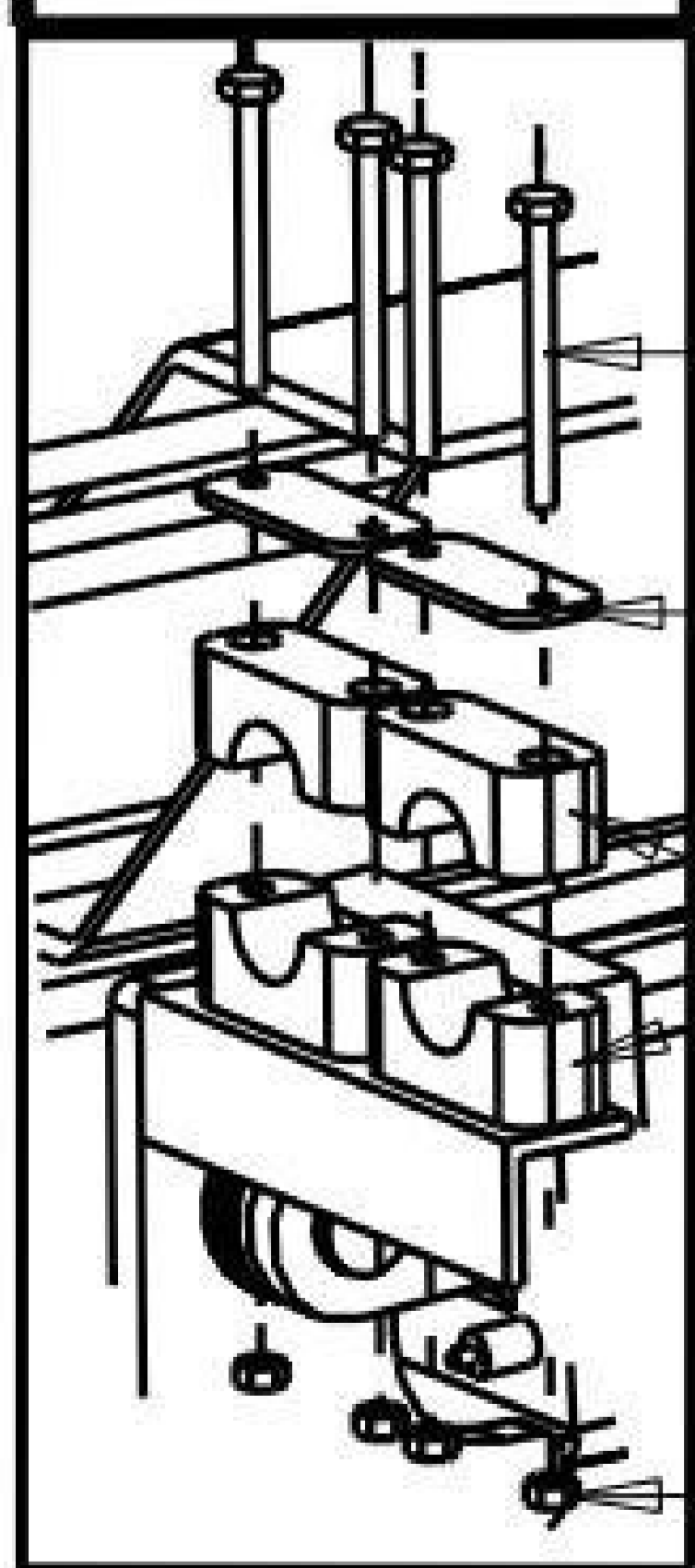
All Dimensions in Inches Unless Otherwise Specified
Dimensions in [] are in Millimeters
Tolerance Unless Otherwise Specified
Fractional Dimensions ± 1/16" **Angular Dimensions ± 1°**
 Decimal Dim. to Limits Shown All Holes to be -0.0132"

MODELED BY	T.B.B.	1/5/15	HARDEE BY EVH MFG. CO. LORIS S.C.	
DRAWN BY	R.T.N.	1/5/15	DESCRIPTION	SHEET 3 of 7
MATERIAL	R.M.N. N/A		DB4060 Complete	
Manufactured By: EVH Mfg. Co., LLC			DO NOT SCALE	DWG. NO. 22720

Detailed view A



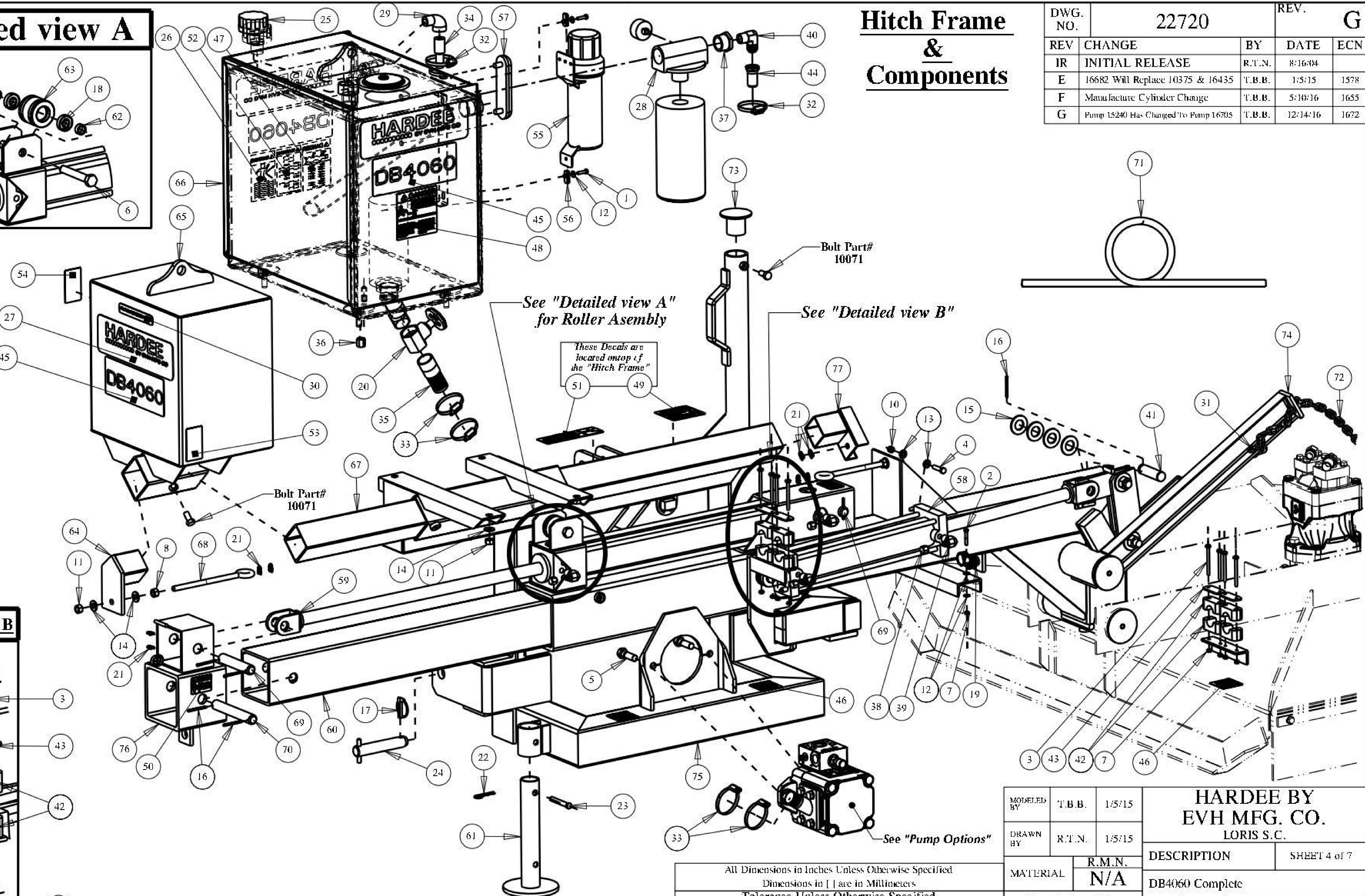
Detailed view B



**Hitch Frame
&
Components**

DWG. NO.	22720		REV.	G
REV	CHANGE	BY	DATE	ECN
IR	INITIAL RELEASE	R.T.N.	8/16/04	
E	16682 Will Replace 10375 & 16435	T.B.B.	1/5/15	1578
F	Manufacture Cylinder Change	T.B.B.	5/18/16	1655
G	Pump 15240 Has Changed To Pump 16705	T.B.B.	12/14/16	1692

39



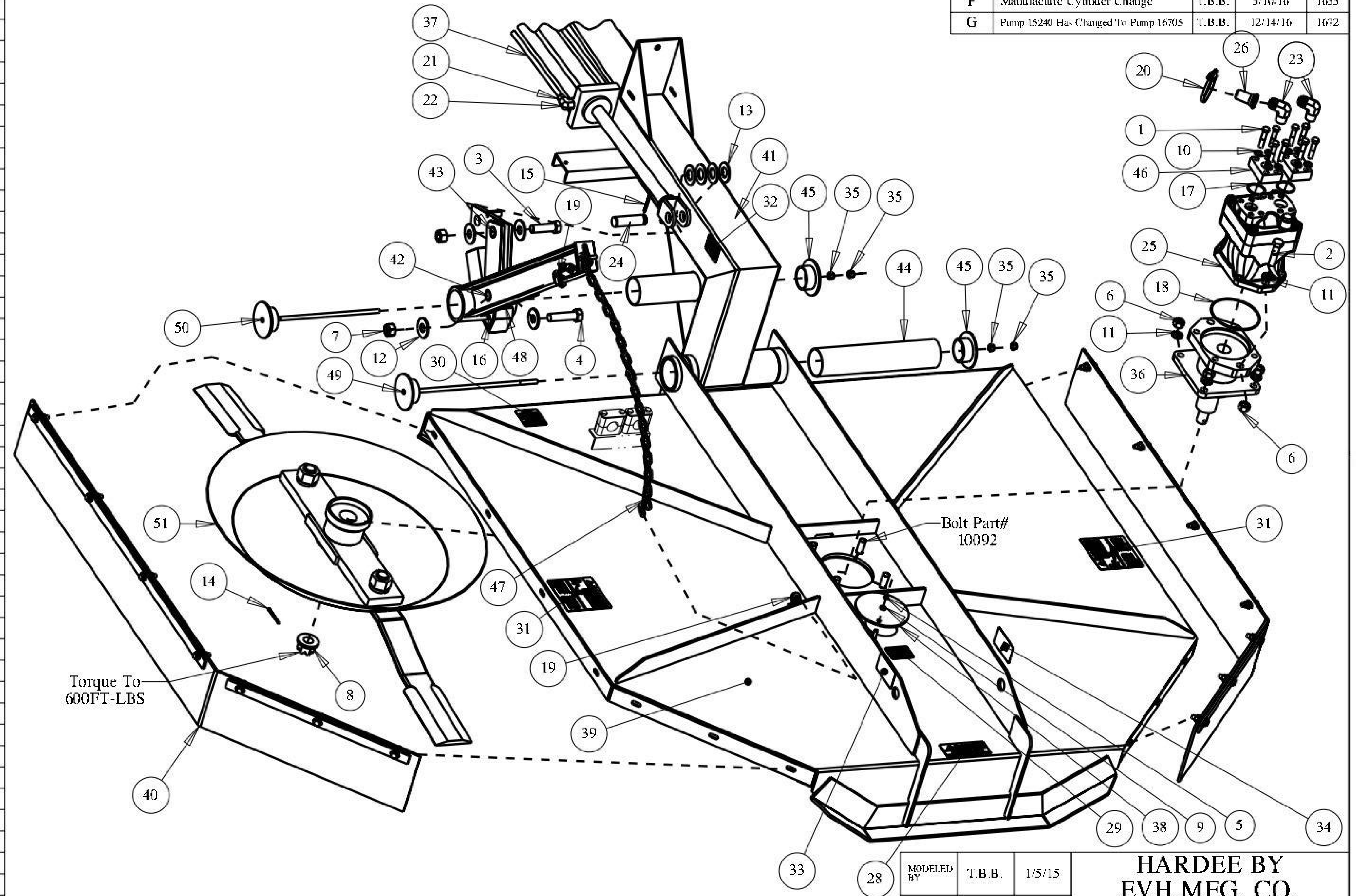
All Dimensions in Inches Unless Otherwise Specified
 Dimensions in [] are in Millimeters
 Tolerance Unless Otherwise Specified
 Fractional Dimensions ± 1/16" Angular Dimensions ± 1°
 Decimal Dim. to Limits Shown All Holes to be -0.032"

MODELED BY	T.B.B.	1/5/15	HARDEE BY EVH MFG. CO. LORIS S.C.	
DRAWN BY	R.T.N.	1/5/15		
MATERIAL	R.M.N.	N/A	DESCRIPTION	SHEET 4 of 7
Manufactured By: EVH Mfg. Co., LLC			DB4060 Complete	
DO NOT SCALE	B	DWG. NO. 22720		

Item	Part Number	Qty.	Description
1	10052	8	Hex Bolt 7/16 x 2 gr.5 plated
2	10093	2	Hex Bolt 5/8" x 2-1/2" gr.5 plated
3	10112	1	Hex Bolt 3/4" X 2-1/2" gr.5 Plated
4	10113	1	Hex Bolt 3/4" X 3" gr.5 Plated
5	10154	1	Lock Nut 5/16"-18 Plated
6	10166	6	Lock Nut 5/8"-11 plated
7	10168	2	3/4"-10 Locknut (Gr.5 Plated)
8	10173	1	1" Castle Flange Nut
9	10181	1	Lockwasher 5/16" plated
10	10183	8	Lockwasher 7/16 plated
11	10185	6	Lockwasher 5/8" Plated
12	10206	4	Flatwasher 3/4 plated
13	10207	8	Flatwasher, 1" plated
14	10247	1	Cotter Pin 3/16" X 1 1/4" Plated
15	10252	2	Cotter Pin 3/16" X 2" Plated
16	10322	1	1/4" Grease Fitting, 1/4"-28 Threaded
17	10386	2	O-ring
18	10388	1	O-Ring
19	13214	2	SAFETY CHAIN CLEVIS WITH PIN
20	13532	1	CLAMP, SIZE 3/4" TO 1-3/4" X 9/16"
21	13899	2	#6 JIC CAP
22	13906	2	ELBOW, 6-M-JIC X 8-M-NPT 90 DEG
23	13976	2	12-M-JIC X 12-M-NPT 90 Deg. Elbow
24	15015	2	PIN - CYLINDER LINK
25	15242	1	Hydraulic Vane Motor
26	15268	1	FITTING, 3/4" HB X 12-F-JIC
27	15845	1	Hydraulic Decal Kit
28	15845-1	1	DANGER DECAL (KIT 15845)
29	15845-10	1	WARNING DECAL (KIT 15845)
30	15845-11	1	WARNING DECAL (KIT 15845)
31	15845-16	2	DANGER DECAL (KIT 15845)
32	15845-3	2	WARNING DECAL (KIT 15845)
33	15852	1	Red Reflector Decal
34	15853	1	Yellow Reflector Decal
35	16138	4	Lock Nut 7/16"-14 NC with Nylon Insert
36	16577	1	Hydraulic Motor Housing Assembly
37	16748	1	Cylinder, 3"X 18" With 1-1/4" Rod & 1" Pins
38	20031	1	Access Cover
39	22722	1	DB4060 Deck Weldment
40	22728	2	DB4060/LR50160 Rubber Belting Kit
41	22733	1	WELDMENT, Extension Arm, DB4060
42	23123	1	BUSHING FOR LIFT ARM (.824 I.D. X 1 1/2" LG.)
43	23124	1	BUSHING FOR LIFT ARM (.824 I.D. X 1 1/4" LG.)
44	23130	1	Pivot Sleeve
45	23131	2	End Cap Weldment
46	23136	2	Pressure Flange
47	23149	1	WELDMENT, Lift Chain
48	23159	1	WELDMENT, LIFT ARM ASSEMBLY
49	23345	1	Head Mounting Bracket Weldment
50	23359	1	Head Mount Bracket Weldment
51	23448	1	BLADE Holder W/Blades, W/Anti Wrap Hub

Belting, Motor & Blade Holder

DWG. NO.	22720		REV.	G
REV	CHANGE	BY	DATE	ECN
IR	INITIAL RELEASE	R.T.N.	8/16/04	
E	16682 Will Replace 10375 & 16435	T.B.B.	1/5/15	1578
F	Manufacture Cylinder Change	T.B.B.	5/10/16	1655
G	Pump 15240 Has Changed To Pump 16705	T.B.B.	12/14/16	1692



40

All Dimensions in Inches Unless Otherwise Specified
 Dimensions in [] are in Millimeters
 Tolerance Unless Otherwise Specified
 Fractional Dimensions ± 1/16"
 Decimal Dim. to Limits Shown
 Angular Dimensions ± 1°
 All Holes to be -0.132"

MODELED BY	T.B.B.	1/5/15	HARDEE BY EVH MFG. CO. LORIS S.C.	
DRAWN BY	R.T.N.	1/5/15		
MATERIAL	R.M.N.	N/A	DESCRIPTION	SHEET 5 of 7
Manufactured By: EVH Mfg. Co., LLC			DB4060 Complete	
DO NOT SCALE	B	DWG. NO.	22720	

Item	Part Number	Qty.	Description	Hydraulic Schematic			
1	10071	8	Hex Bolt 1/2 x 1 gr.5 plated	26	16683	1	Relief Valve 2700 PSI - w/TAMPER PROOF CAP
2	10092	4	Hex Bolt 5/8 x 2 gr.5 plated	27	16684	1	Fitting, #12 HB/ M-ORB Straight
3	10166	4	Lock Nut 5/8"-11 plated	28	16685	8	Screw, 7/16-14 X 2-1/4 long - Zinc Plated
4	10184	8	Lockwasher 1/2 plated	29	16686	8	Lock Washer, Zinc Plated 7/16 High Collar
5	10368	1	1-1/4" Gate Valve	30	16697	1	ORB Hollow Hex Plug
6	10373	1	Hydraulic Oil	31	16705	1	Hydraulic 1000RPM Pump
7	10387	2	O-ring	32	16748	1	Cylinder, 3"X 18" With 1-1/4" Rod & 1" Pins
8	10501	1	FLOW EZY BREATHER	33	16749	1	CYLINDER, 3" X 30" TIE ROD , DBs
9	10646	2	Grease	34	22739	1	3/4" x 146" RETURN HOSE
10	11675	1	Return Filter Assembly	35	23101	1	Weldment, Oil Tank
11	11703	1	3/4" Street Elbow	36	23137	2	Fluid Connector
12	11775	1	Hydraulic 540RPM Pump	37	23146	1	SUCTION HOSE (1 1/2" X 24")
13	13532	3	CLAMP, SIZE 3/4" TO 1-3/4" X 9/16"	38	23157	1	RETURN HOSE, 3/4 X 42"
14	13535	6	STAINLESS STEEL CLAMP, 1-1/2" TO 1-3/4"				
15	13557	1	3/4"-M-NPT X 3/4" Metal Hose Barb				
16	13563	1	1-1/4"-M-NPT X 1-1/2" Metal Hose Barb				
17	13632	1	1/4" NPT Metal Cap				
18	13757	1	20-M-NPT X 16-F-NPT Reducer				
19	13906	4	ELBOW, 6-M-JIC X 8-M-NPT 90 DEG				
20	13976	1	12-M-JIC X 12-M-NPT 90 Deg. Elbow				
21	15242	1	Hydraulic Vane Motor				
22	15268	1	FITTING, 3/4" HB X 12-F-JIC				
23	15269	1	3/4" 140" HYDRAULIC PRESSURE HOSE				
24	16012	1	Fitting, 12 F50X-S Straight Thread Connector				
25	16682	2	Relief Valve Assy. - 2700 PSI - Pump Mounted				

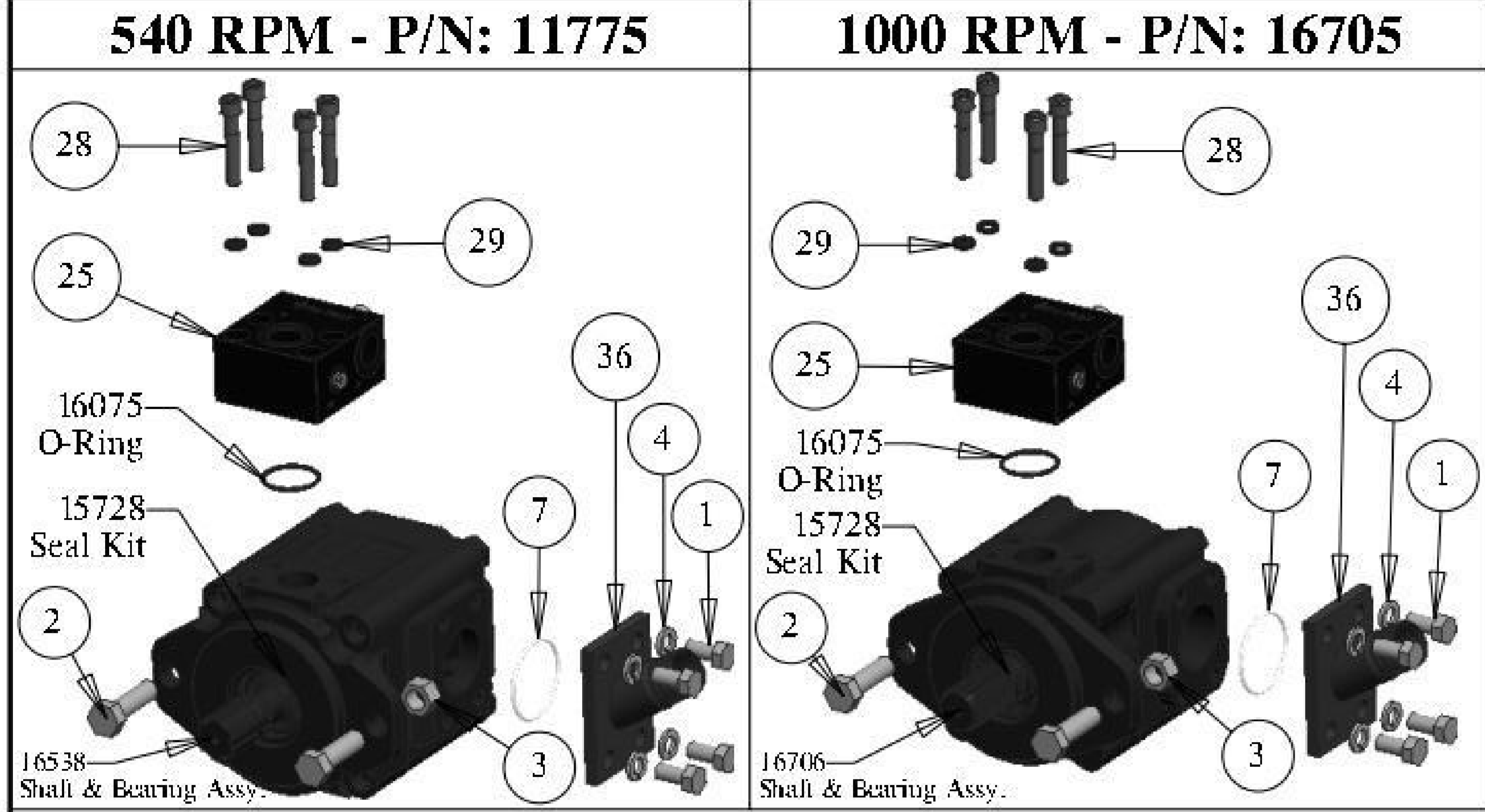
DWG. NO.	22720			REV.	G
REV	CHANGE	BY	DATE	ECN	
IR	INITIAL RELEASE	R.T.N.	8/16/04		
E	16682 Will Replace 10375 & 16435	T.B.B.	1/5/15	1578	
F	Manufacture Cylinder Change	T.B.B.	5/18/16	1655	
G	Pump 15240 Has Changed To Pump 16705	T.B.B.	12/14/16	1692	

41

MODELED BY	T.B.B.	1/5/15	HARDEE BY EVH MFG. CO. LORIS S.C.	
DRAWN BY	R.T.N.	1/5/15		
MATERIAL	R.M.N. N/A		DESCRIPTION	SHEET 6 of 7
Manufactured By: EVH Mfg. Co., LLC			DB4060 Complete	
DO NOT SCALE			B	DWG. NO. 22720

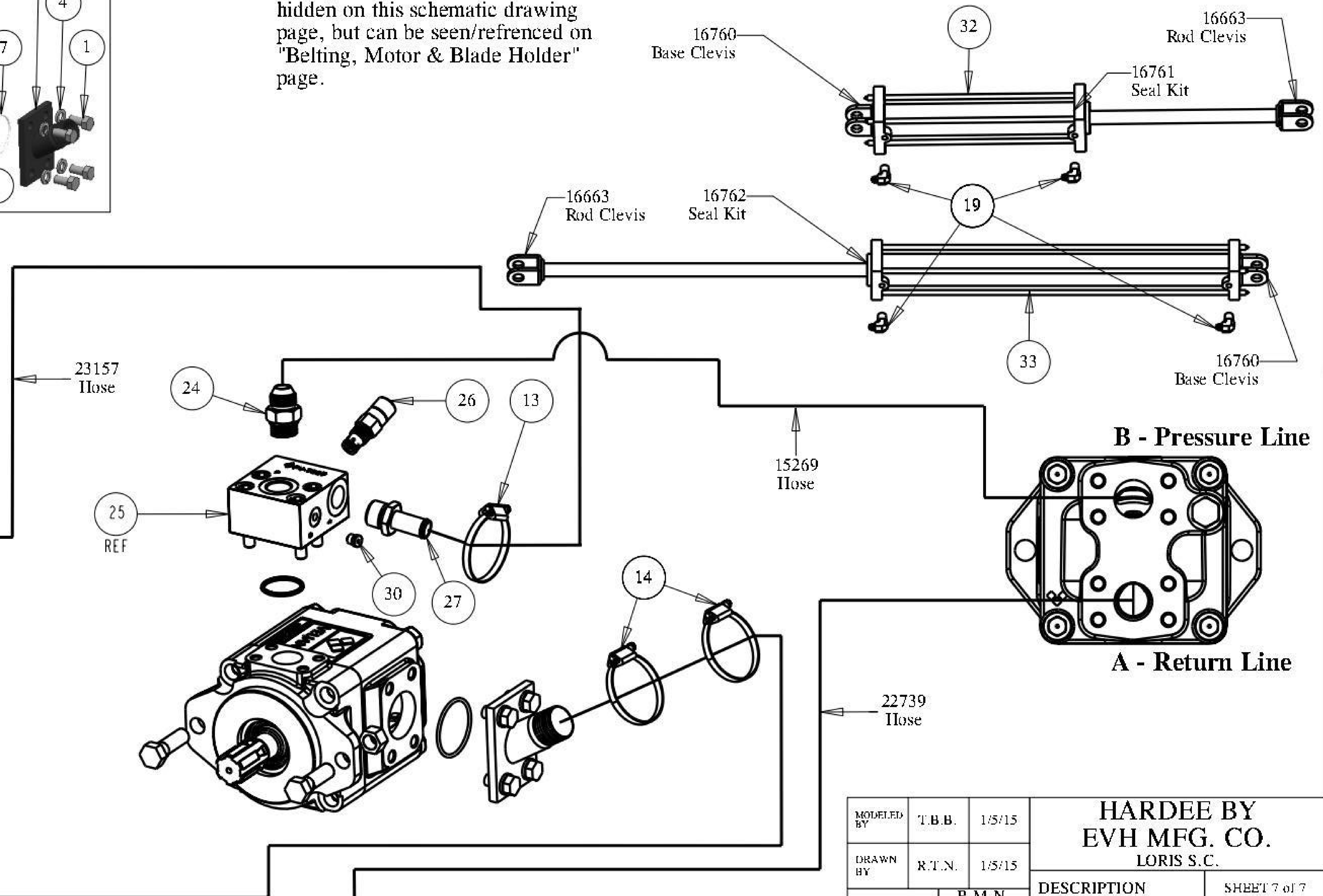
All Dimensions in Inches Unless Otherwise Specified
 Dimensions in [] are in Millimeters
 Tolerance Unless Otherwise Specified
 Fractional Dimensions ± 1/16"
 Decimal Dim. to Limits Shown
 Angular Dimensions ± 1°
 All Holes to be -0.132"

Pump Options

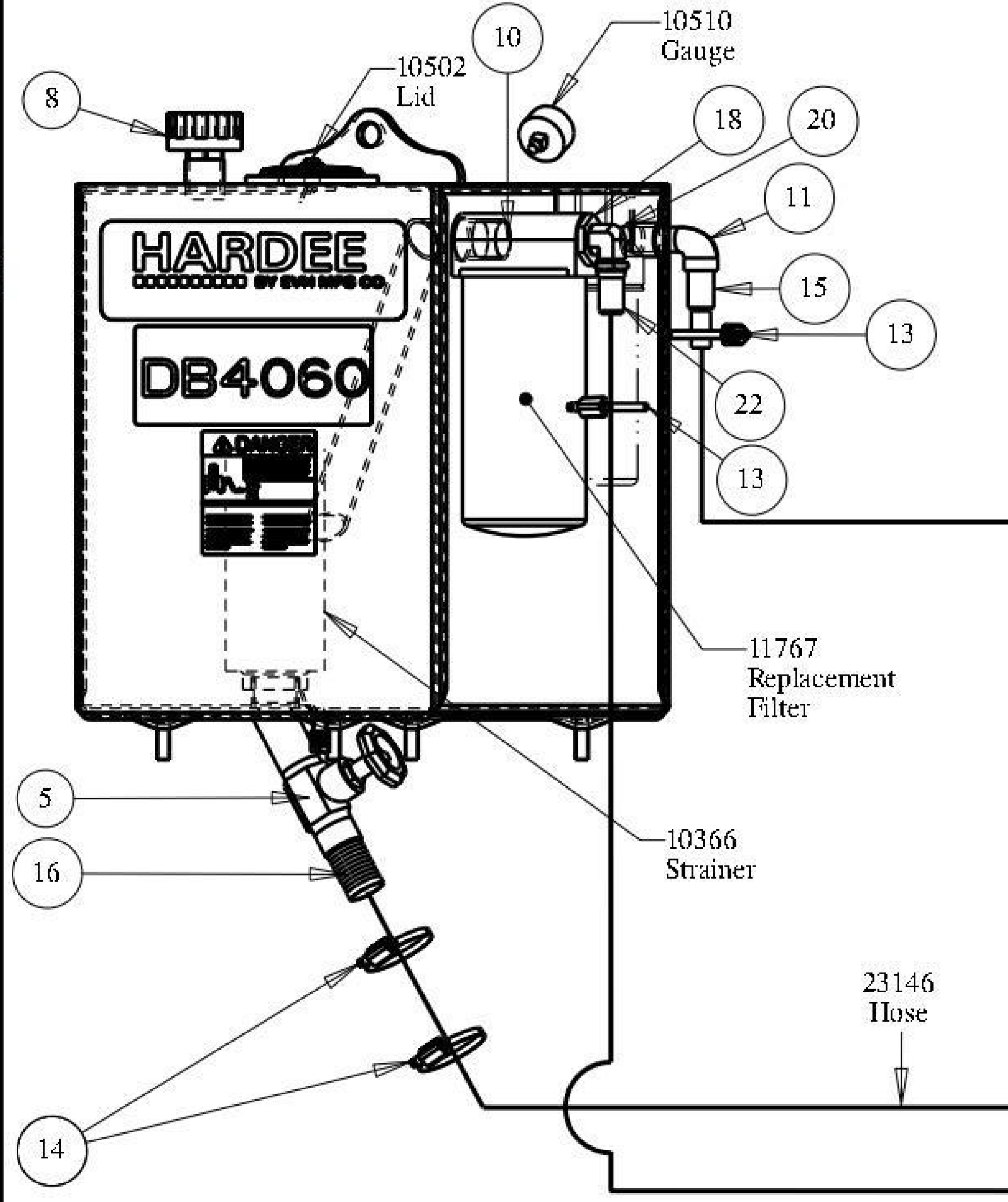


Hydraulic Schematic

Note:
Fittings on deck motor have been hidden on this schematic drawing page, but can be seen/referenced on "Belting, Motor & Blade Holder" page.



DWG. NO.	22720		REV.	G
REV	CHANGE	BY	DATE	ECN
IR	INITIAL RELEASE	R.T.N.	8/16/04	
E	16682 Will Replace 10375 & 16435	T.B.B.	1/5/15	1578
F	Manufacture Cylinder Change	T.B.B.	5/10/16	1655
G	Pump 15240 Has Changed To Pump 16705	T.B.B.	12/14/16	1692



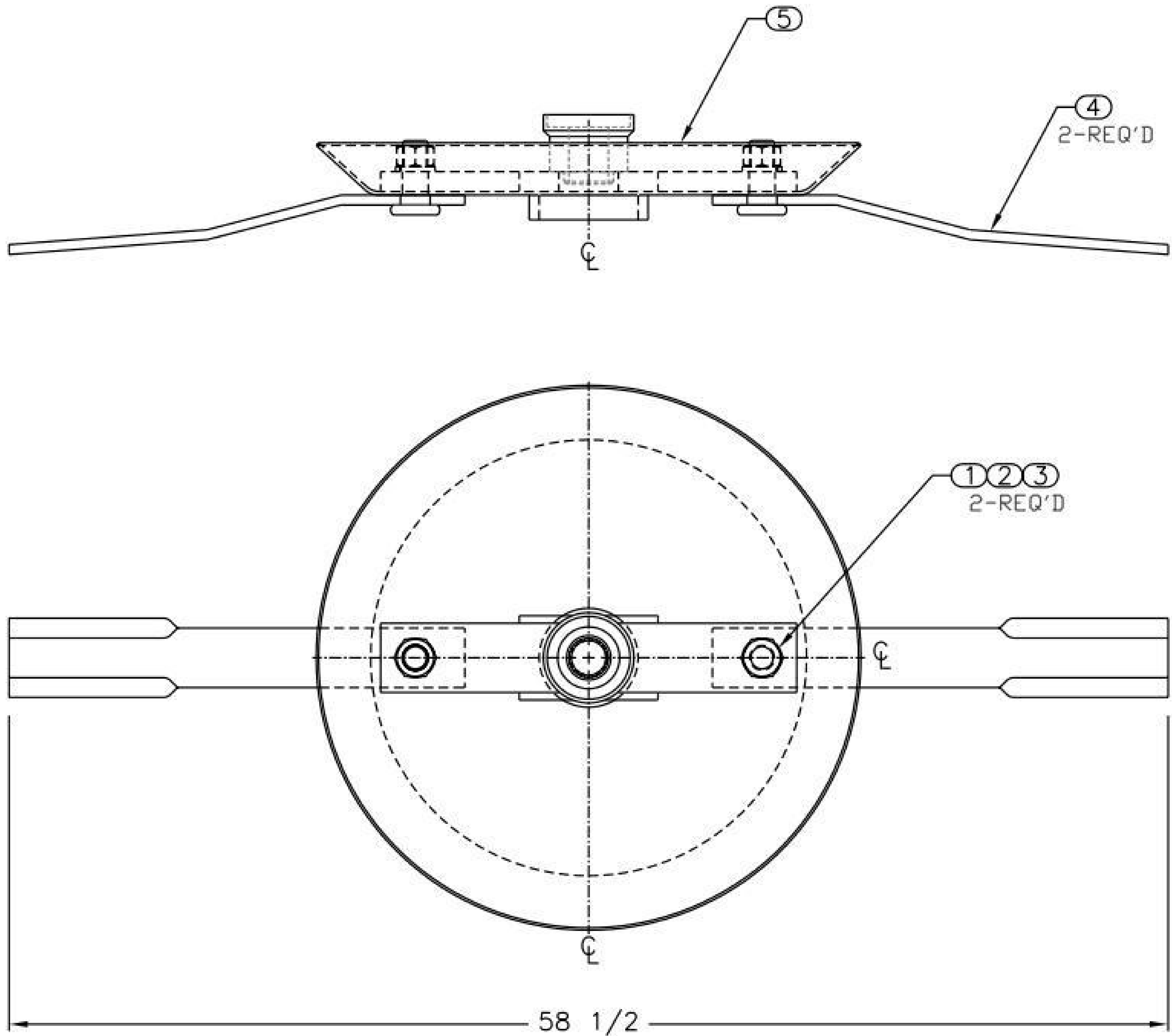
All Dimensions in Inches Unless Otherwise Specified
Dimensions in [] are in Millimeters
Tolerance Unless Otherwise Specified
Fractional Dimensions ± 1/16"
Decimal Dim. to Limits Shown
Angular Dimensions ± 1°
All Holes to be -0.132"

MODELED BY	T.B.B.	1/5/15	HARDEE BY EVH MFG. CO. LORIS S.C.	
DRAWN BY	R.T.N.	1/5/15		
MATERIAL	R.M.N.	N/A	DESCRIPTION	SHEET 7 of 7
Manufactured By: EVH Mfg. Co., LLC			DB4060 Complete	
DO NOT SCALE	B	DWG. NO.	22720	

Section 8 - Reference

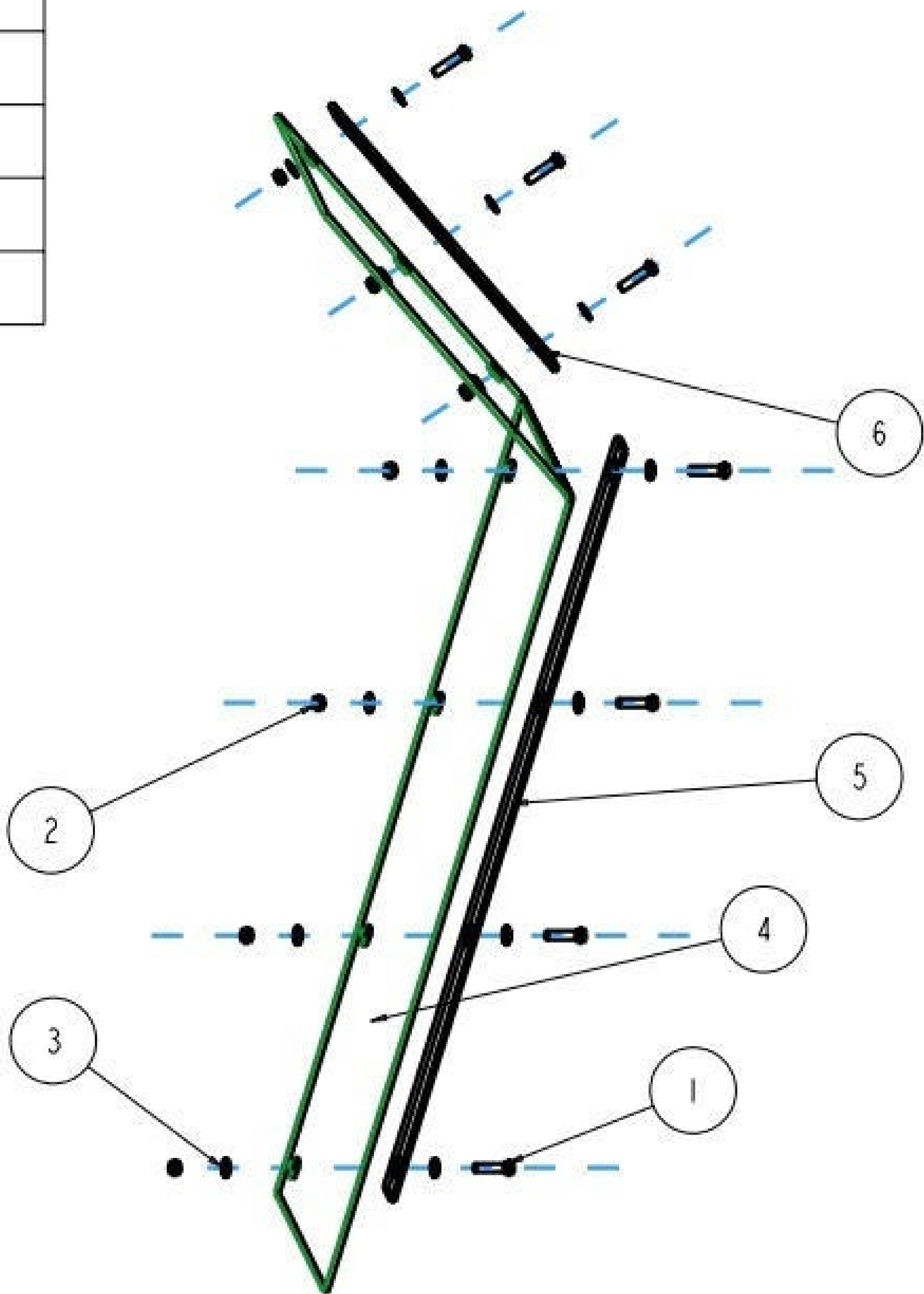
Part Number 23448
DB4060 Blade Holder

ITEM NO.	PART NUMBER	QTY REQD.	NOMENCLATURE OR DESCRIPTION
1	10311	2	BLADE BOLT NUT GR.8
2	10312	2	BLADE BOLT LOCKWASHER GR.8
3	10313	2	BLADE BOLT GR.8
4	10331	2	NON-DIRECTIONAL BLADE
5	23449	1	BLADE HOLDER WELDMENT



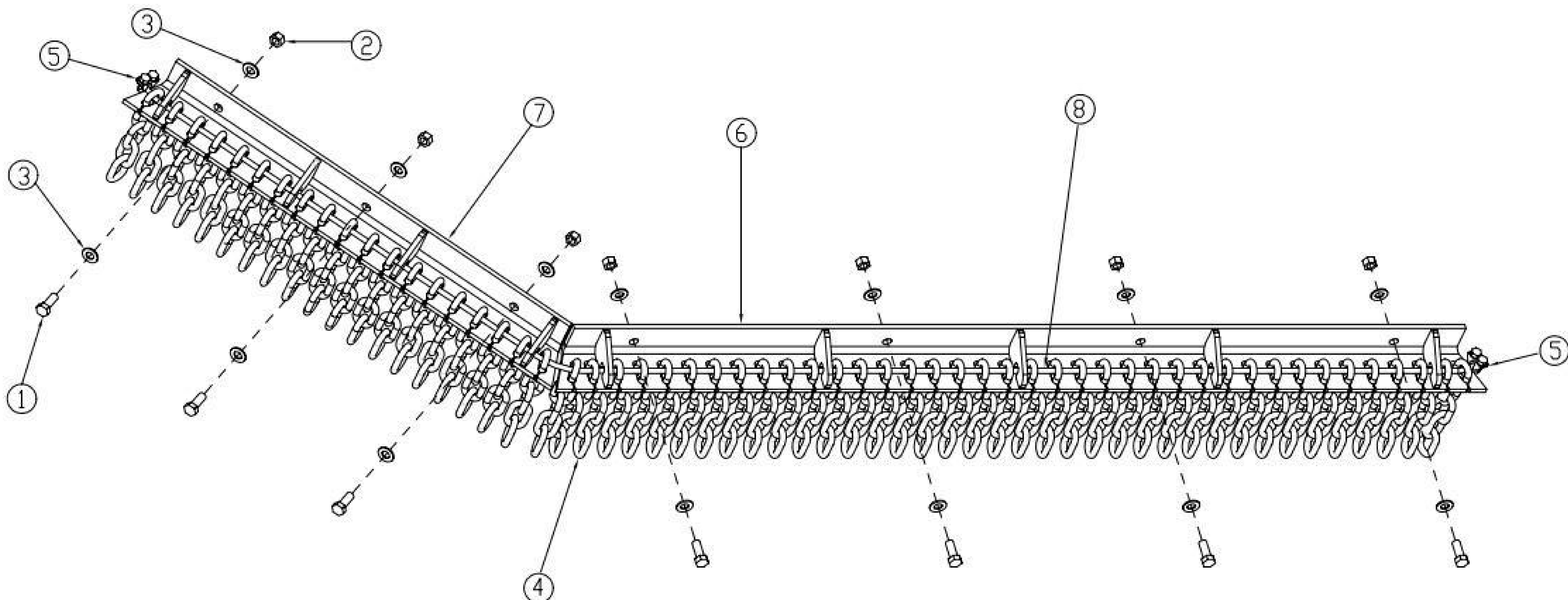
Item	Part Number	Qty.	Description
1	10032	7	Hex Bolt 3/8 x 1-1/2 gr.5 plated
2	10175	7	3/8" Locknut (Gr.5 Plated)
3	10202	14	3/8" Flatwasher (Plated)
4	22729	1	DB4060 Rubber Belting
5	22730	1	Long Rubber Belting Flat
6	22731	1	Short Rubber Belting Flat

DWG. NO.	22728			REV.	IR
REV	CHANGE	BY	DATE	ECN	
IR	INITIAL RELEASE	J.O.C.	11/20/03	- - -	

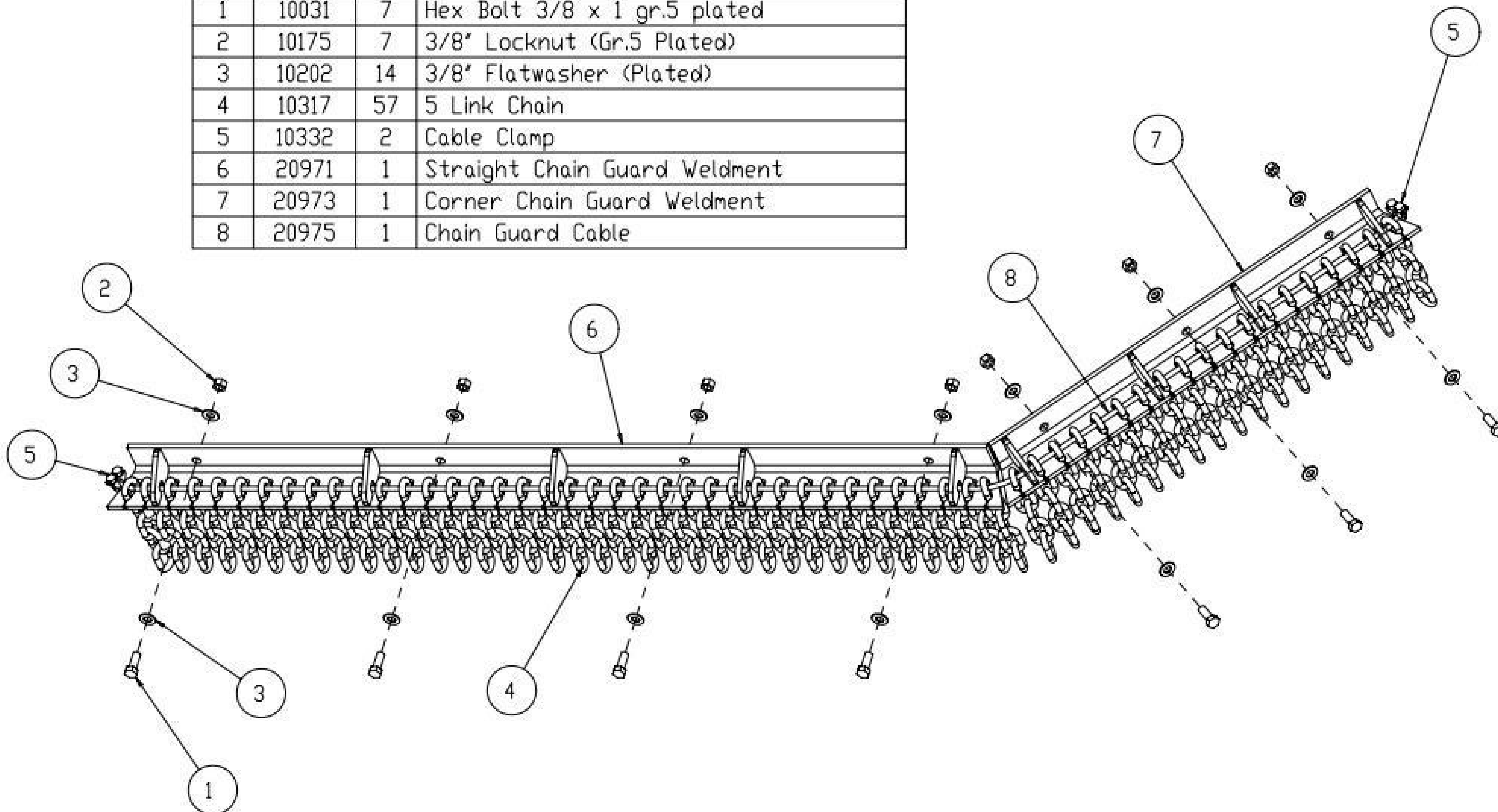


DRAWN BY	J.O.C.	11/20/03	EVH MFG. CO. LORIS S.C.		
CHECKED BY	R.T.N.	12/23/03			
MATERIAL		R.M.N. N/A	DESCRIPTION	SHEET 1 of 1	
All Dimensions in Inches Unless Otherwise Specified Dimensions in [] are in Millimeters Tolerance Unless Otherwise Specified Fractional Dimensions ± 1/16" Angular Dimensions ± 1° Decimal Dim. to Limits Shown All Holes to be +0 -1/32"			DB4060 Rubber Belting Kit	DO NOT SCALE	DWG. NO. 22728

Parts Listing For DB4060 Front Chain Guard (P/N 20970)			
1	10031	7	Hex Bolt 3/8 x 1 gr.5 plated
2	10175	7	3/8" Locknut (Gr.5 Plated)
3	10202	14	3/8" Flatwasher (Plated)
4	10317	57	5 Link Chain
5	10332	2	Cable Clamp
6	20971	1	Straight Chain Guard Weldment
7	20973	1	Corner Chain Guard Weldment
8	20975	1	Chain Guard Cable



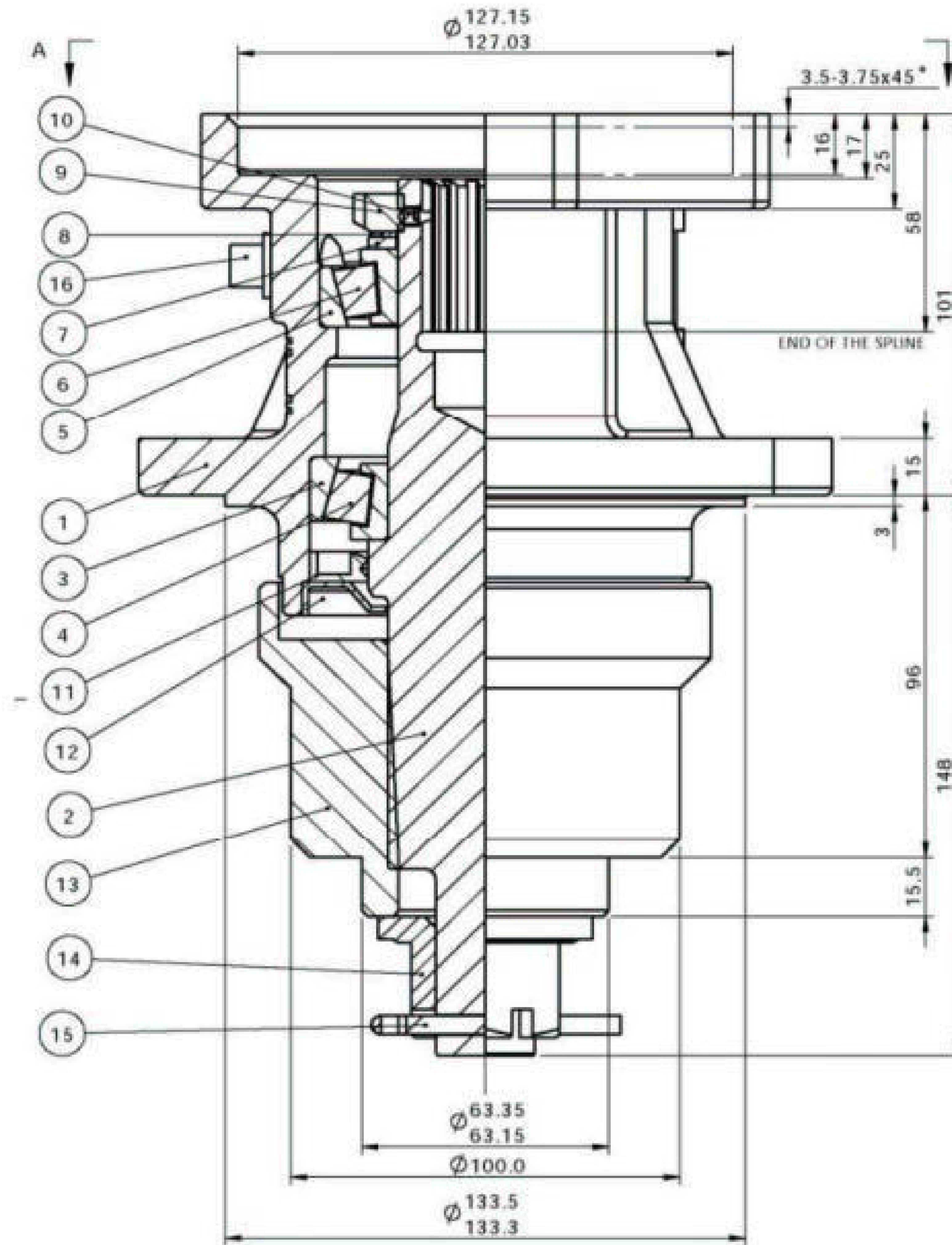
PARTS LISTING FOR DB4060 REAR CHAIN GUARD (P/N 20976)			
Item	Part Number	Qty.	Description
1	10031	7	Hex Bolt 3/8 x 1 gr.5 plated
2	10175	7	3/8" Locknut (Gr.5 Plated)
3	10202	14	3/8" Flatwasher (Plated)
4	10317	57	5 Link Chain
5	10332	2	Cable Clamp
6	20971	1	Straight Chain Guard Weldment
7	20973	1	Corner Chain Guard Weldment
8	20975	1	Chain Guard Cable



Section 8 - Reference

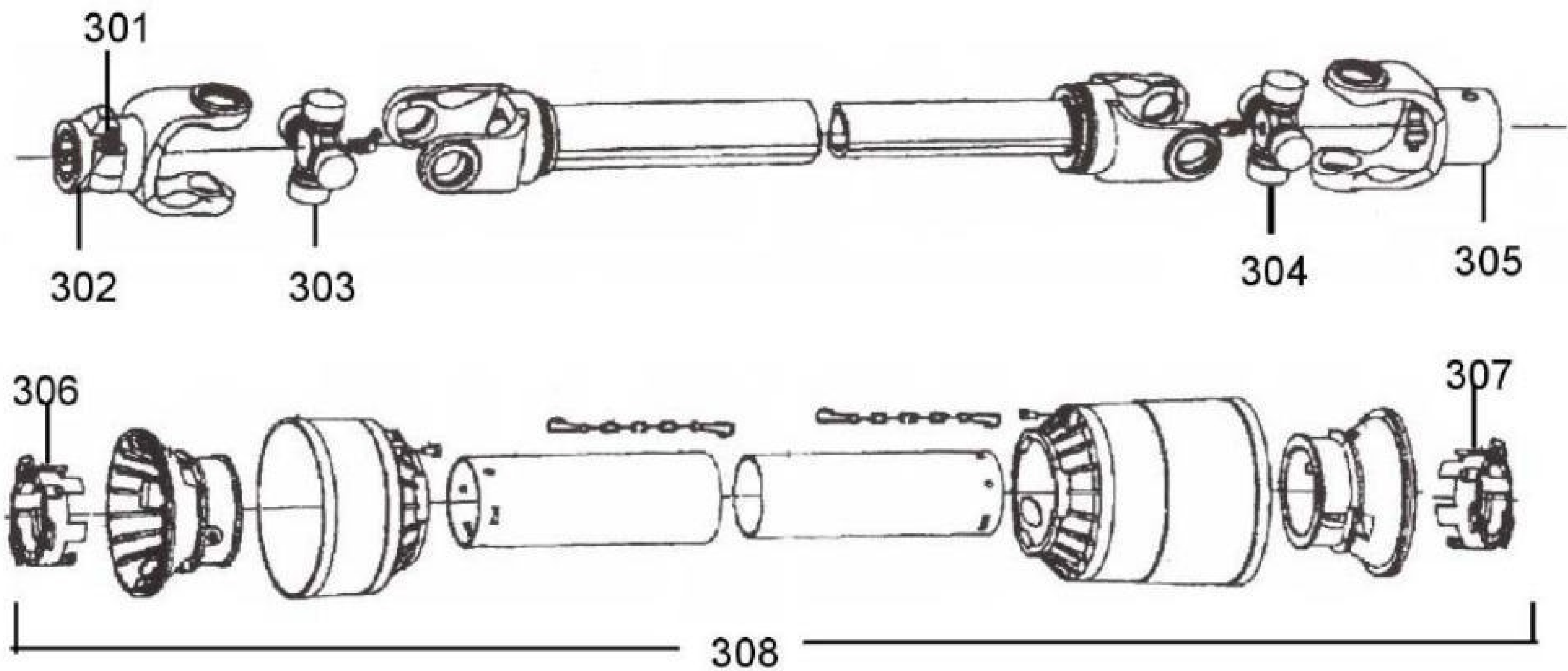
EVH P/N 16577

Hydraulic Motor Housing
For
DB-4048 AND DB-4060



<u>Key #</u>	<u>Part No.</u>	<u>Description</u>	<u>Key #</u>	<u>Part No.</u>	<u>Description</u>
1	N/A	Housing	9	16484	Locknut
2	N/A	Shaft	10	16480	Set Screw
3	15777	Cup	11	16479	Lip Seal-Output
4	15778	Bearing	12	16483	Seal Protector
5	15779	Cup	13	16472	Blade Hub
6	15780	Bearing	14	10173	Nut, Hex Slotted
7	15782	Washer w/tang	15	10243	Cotter Pin
8	15783	Lockwasher	16	15784	Plug, Pipe

10601 Driveshaft

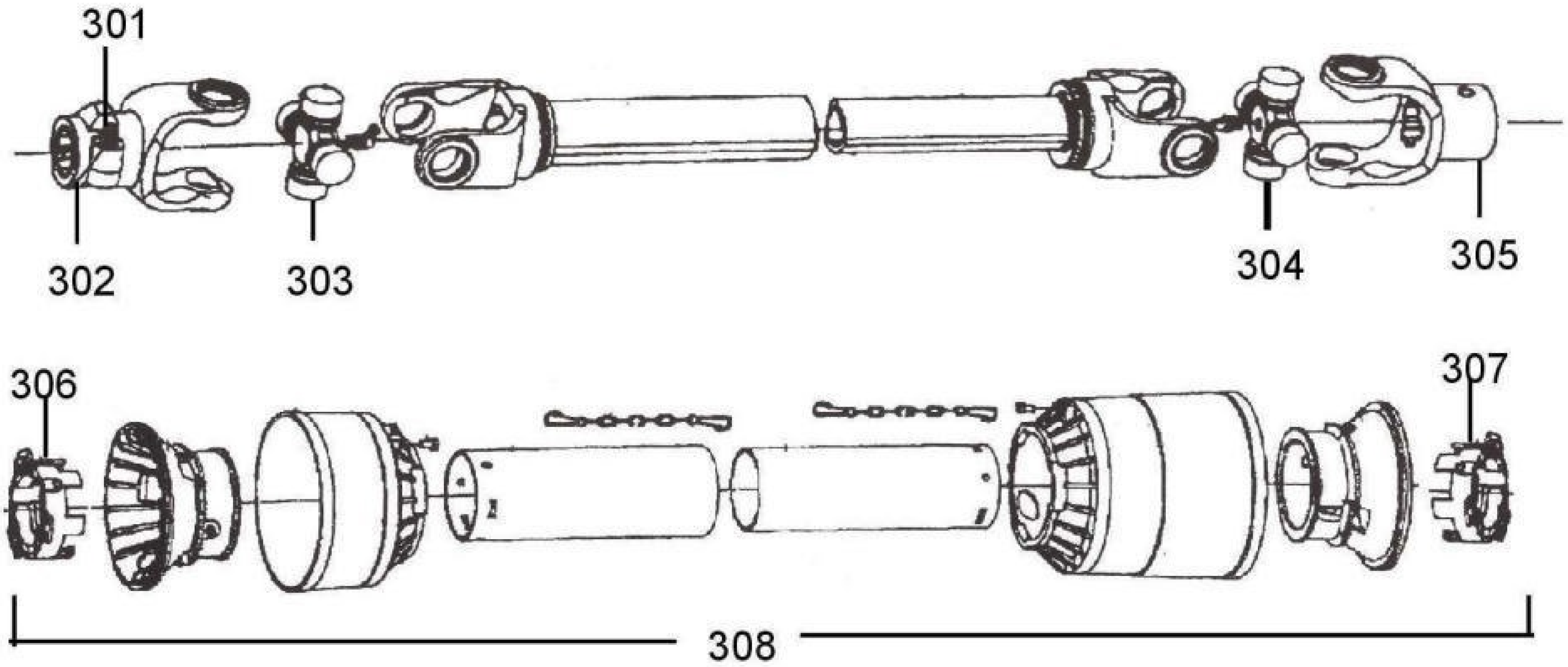


Key #	Part No.	Description	Key #	Part No.	Description
301	15579	Push Pin complete	305	16521	Yoke, Imp end
302	11436	Yoke, Tractor end	306	15804	Shield bearing
303	11437	Cross Kit	307	15805	Shield Bearing
304	11437	Cross Kit	308	11448	Shield kit complete

Section 8 - Reference

11716 Driveshaft

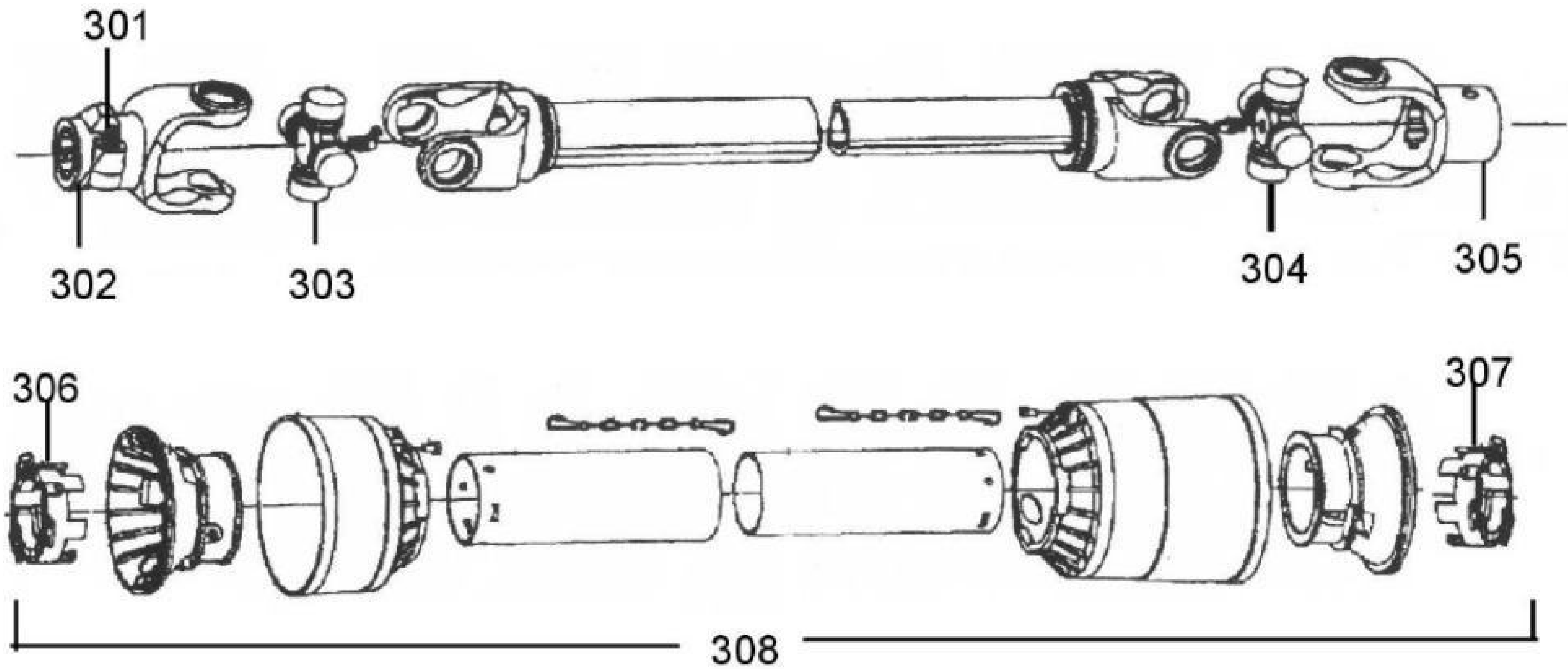
(1 3/4 20spline tractor end & 1 3/8 21spline Imp. end)



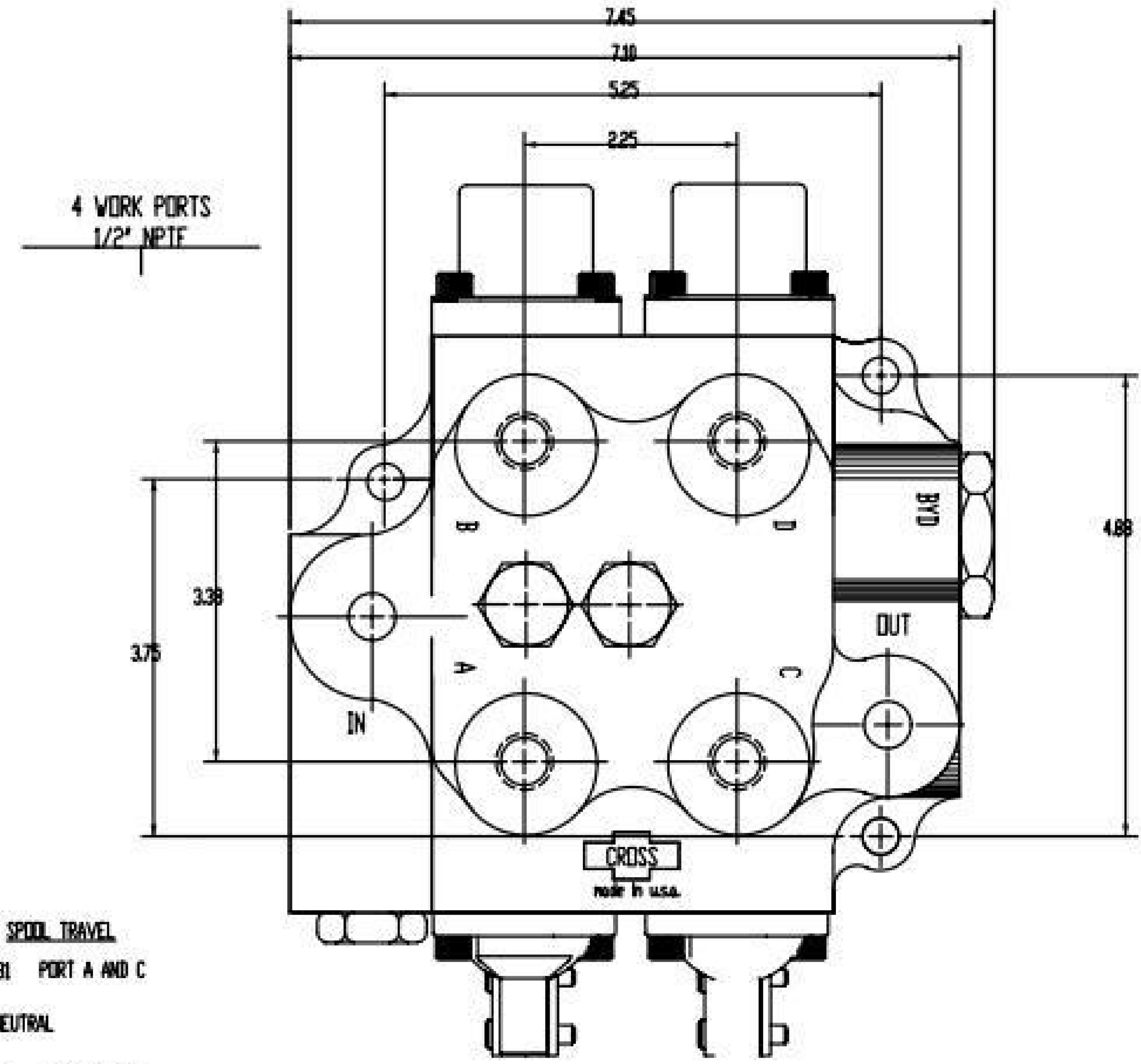
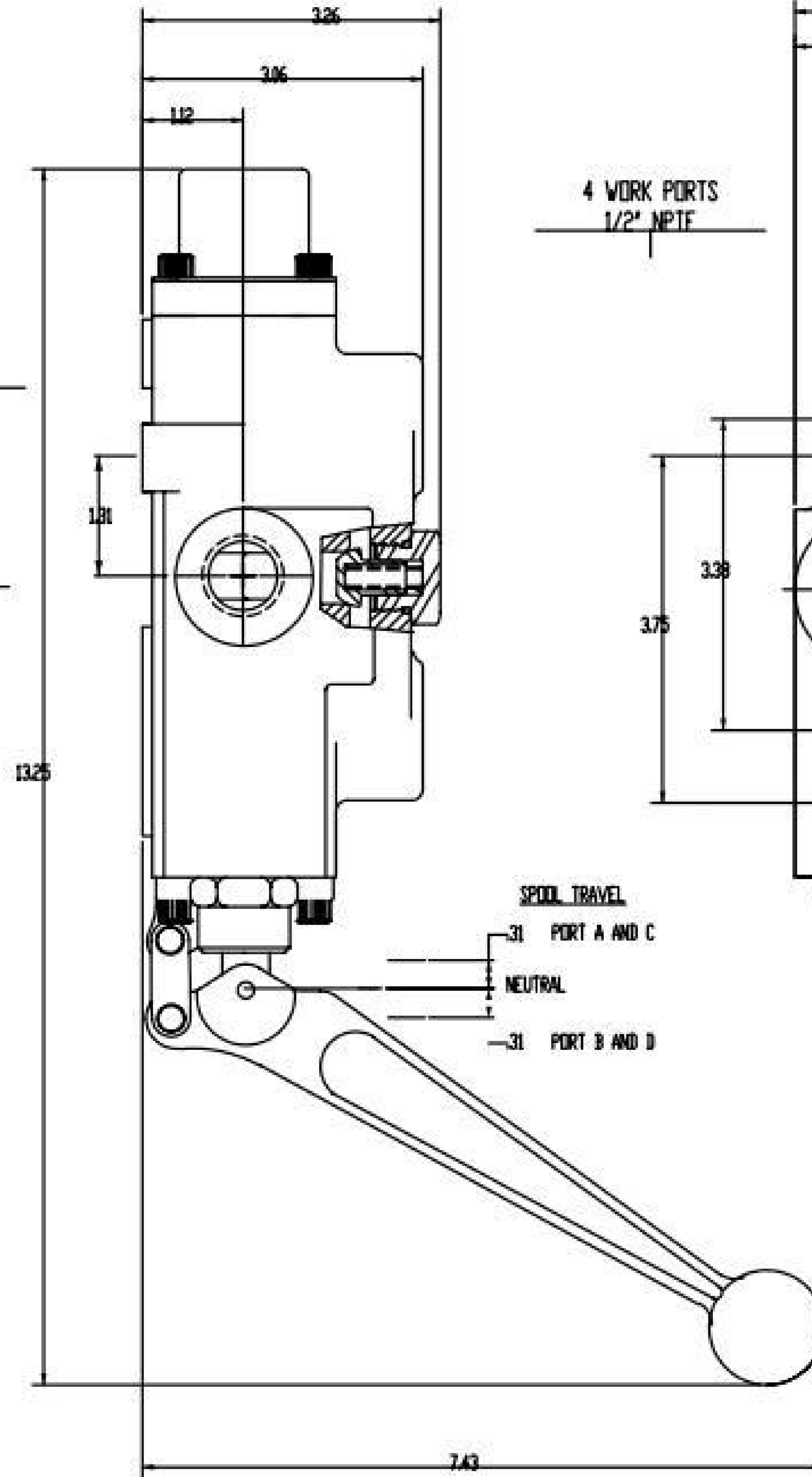
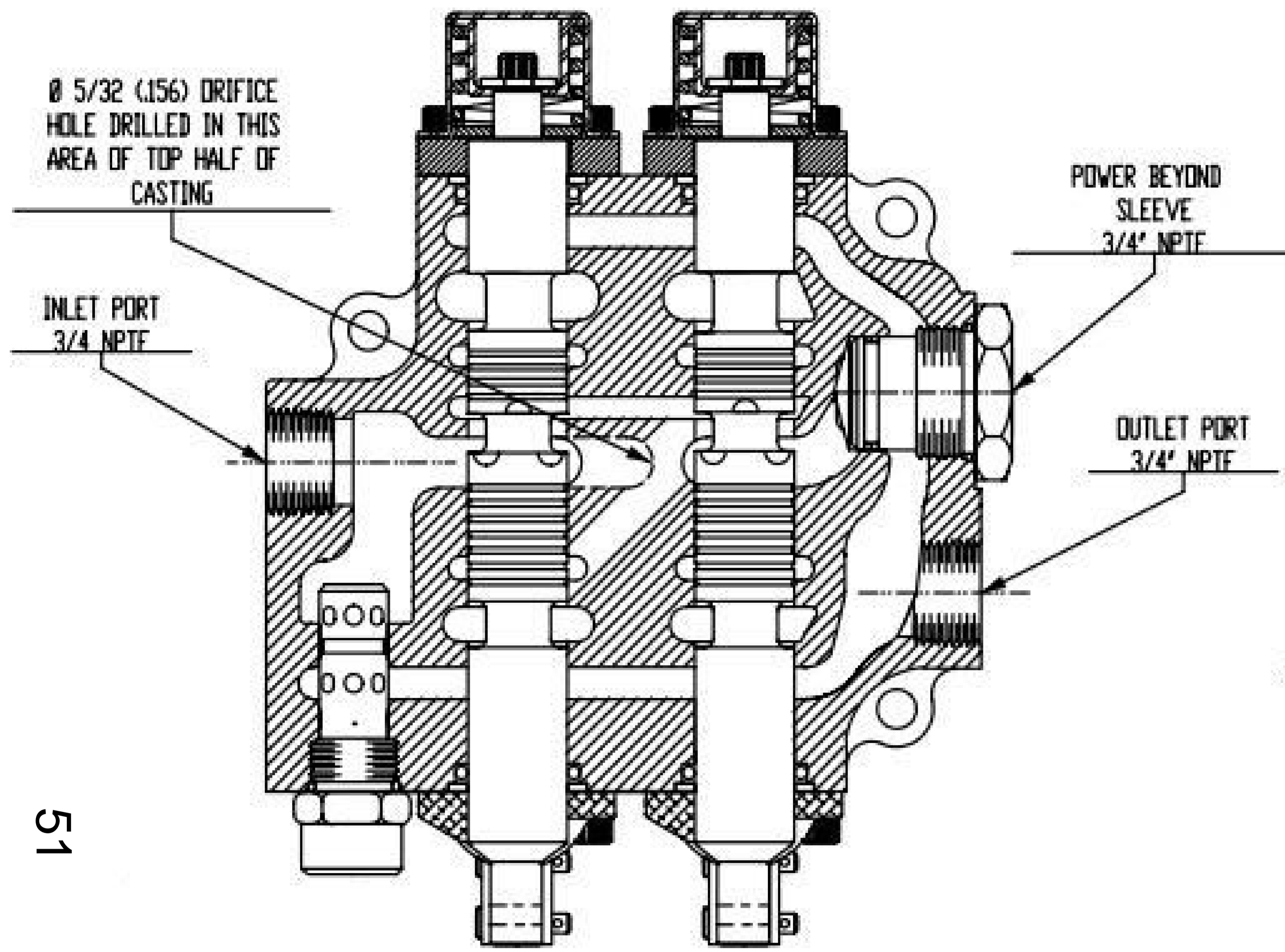
Key #	Part No.	Description	Key #	Part No.	Description
301	16857	Push pin complete	305	15807	1 3/8 21 spline yoke w/swell pin cat5
302	11855	1 3/4 20 spline yoke tractor end	306	15809	Shield bearing
303	15629	Cross kit	307	15810	Shield bearing
304	15629	Cross kit	308	15811	Shield kit complete

11717 Driveshaft

(1 3/8 - 21 Spline Yoke Both Ends)



Key #	Part #	Description	Key #	Part #	Description
301	15579	Push Pin complete	305	16708	1 3/8 21 yoke w/ swell pin cat 4
302	15900	1 3/8 21 spline yoke tractor end		16765	Swell Pin Kit For 16708
303	11437	Cross Kit	306	15804	Shield bearing
304	11437	Cross Kit	307	15805	Shield Bearing
			308	11448	Shield kit complete



NOTES:

1. ASSEMBLE PER C.S. - 810.
2. SET RELIEF AT 2500 PSI @ 10 GPM.

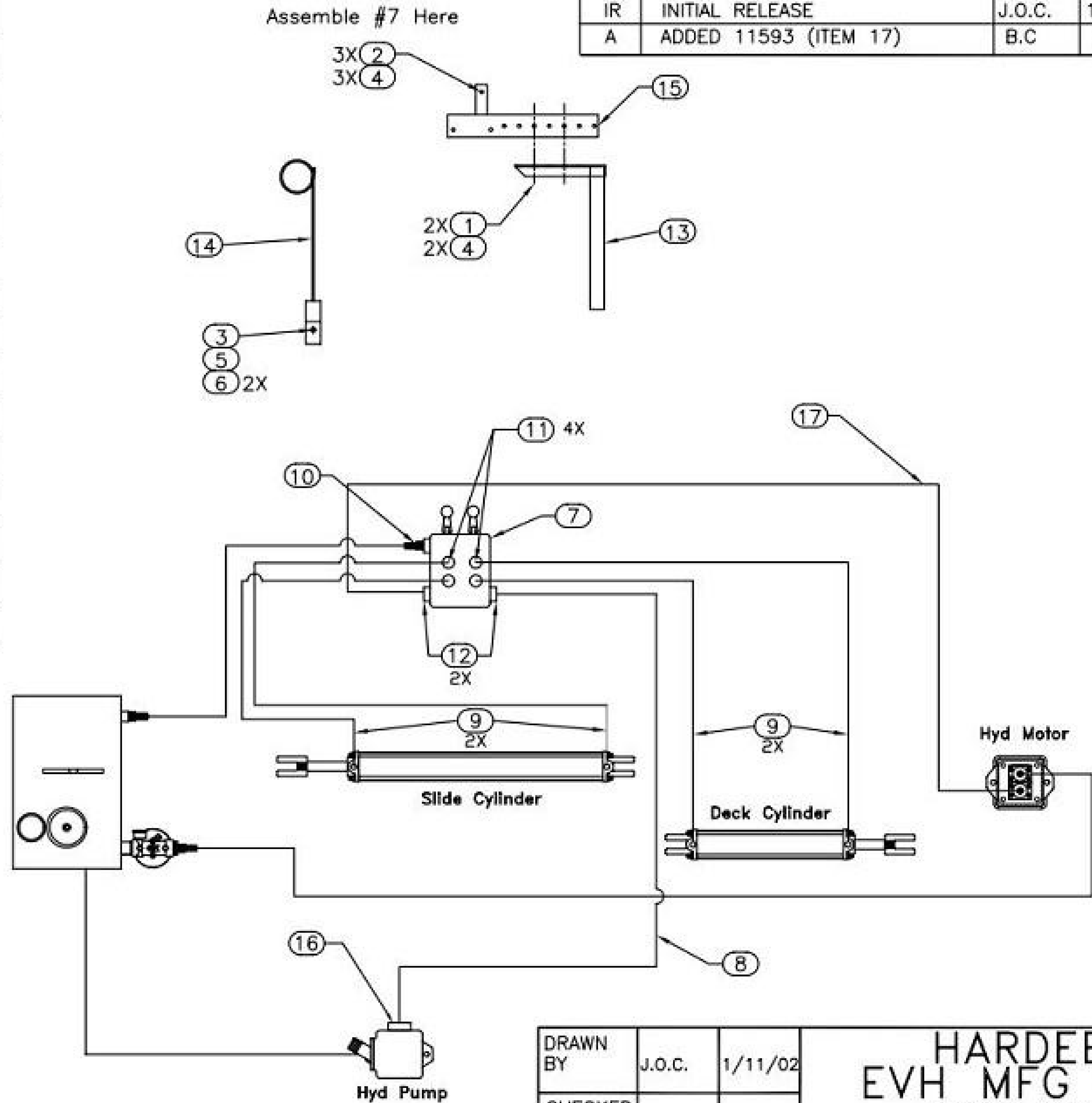
HARDEE BY EVH. MFG. CO.
 MODELS DB-4048 & DB-4060

NWE DUAL SPOOL CONTROL VALVE

NUMBER EVH No. 10374

ITEM NO.	PART NUMBER	QTY REQD.	NOMENCLATURE OR DESCRIPTION
1	10031	2	HEX BOLT (3/8" X 1")
2	10033	3	HEX BOLT (3/8" X 2")
3	10079	1	HEX BOLT (1/2" X 5")
4	10175	5	LOCK NUT (3/8")
5	10176	1	LOCK NUT (1/2")
6	10204	2	FLAT WASHER (1/2")
7	10374	1	DUAL SPOOL CONTROL VALVE
8	10379	1	3/4" HYDRAULIC HOSE X 72"
9	10382	4	3/8" X 104" PRESSURE HOSE
10	13557	1	3/4"-M-NPT X 3/4" HOSE BARB
11	13905	4	6-M-JICX8-M-NPT ELBOW
12	13976	2	12-M-JICX12-M-NPT 90 DEG. ELBOW
13	23078	1	CONTROL STAND MOUNTING BRACKET
14	23081	1	HOSE BRACKET WELDMENT
15	23087	1	CONTROL BRACKET WELDMENT
16	23136	1	PRESSURE FLANGE
17	11593	1	3/4" X 180" PRESSURE HOSE W/ 12-F-JIC

DWG. NO.		23162		REV.		A	
REV	CHANGE	BY	DATE	ECN			
IR	INITIAL RELEASE	J.O.C.	1/11/02	---			
A	ADDED 11593 (ITEM 17)	B.C	1/2/07				



Packaging instructions:

1. Package all components in a box for dealer installation.

Assembly instructions:

1. Part # 13 assembles in control stand on top of hitch frame.
2. Part # 14 bolts to hole in top of hitch frame to act as a hose guide.
3. Assemble all other parts as shown.

All Dimensions in Inches Unless Otherwise Specified	
Dimensions in [] are in Millimeters	
Tolerances Unless Otherwise Specified	
Fractional Dimensions ±1/16"	Angular Dimensions ±1°
Decimal Dim. to Limits Shown	All holes to be $\begin{matrix} +0 \\ -1/32 \end{matrix}$

DRAWN BY	J.O.C.	1/11/02
CHECKED BY		
MATERIAL	R.M.N. N/A	

HARDEE EVH MFG CO. LORIS S.C.	
APPLICATION	OLD PART #
DB Cutters	----
DESCRIPTION	Hydraulic Conversion Kit (Converts SH into H)
DO NOT SCALE	DWG. NO.
A DWG SIZE	23162