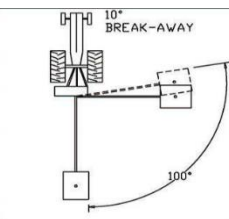
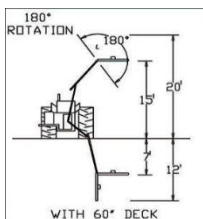



HYDRAULIC BOOM MOWERS LR50148 & LR50160



The Hardee LR50148 & LR50160 are Hydraulic Boom Mowers with a convenient 4-Axis "Single" joystick control. Both mowers contain proportional control valves with "Fine Metering". Hydraulic valves feature both vertical and horizontal break-away in addition to "No-Drift" load holding capabilities. Mowers are equipped with a 3-pt. Hitch Cat. 2 & 3 standard with quick hitch spacing. Features include: 1.) Extended life hydraulic vane pump and motor feature instant start-up. 2.) The flip-up cutting gate provides less wear and tear on your tractor and mower. 3.) Mowers are capable of folding behind the tractor for compact transport. Included is a replaceable 100-mesh strainer and spin-on filter along with lubrication wear point grease fittings. Cutting position is right side rear. Self-contained hydraulic system with hydraulic oil cooler allows operation at higher ambient temperatures.



OPTIONS	
PUMPS	
540 PTO RPM	
1,000 PTO RPM	
DRIVESHAFTS	
540 PTO Driveshaft	
1,000 PTO Driveshaft (1-3/8)	
1,000 PTO Cat. 5 Driveshaft (1-3/4)	
GUARDS	
Front & Rear Chain Guards	

SPECIFICATIONS		
	LR50148	LR50160
MOWING WIDTH	48"	60"
REACH	19'	20'
CUTTING CAPACITY	UP TO 4"	
WEIGHT	Approx. 3,085lbs	Approx. 3,385lbs
TRACTOR PTO HP	100 MINIMUM	
BLADE TIP SPEED	15,210 – 15,310fpm	16,096 – 16,210fpm
OIL TANK CAPACITY	35gal	
BLADE SIZE	1/2" x 4"	5/8" x 5"
TRACTOR WEIGHT	10,000lbs MINIMUM	
PTO SPEED	540 – 1,000rpm	
SYSTEM PRESSURE	2,500psi	
DECK THICKNESS	10 GAUGE	



*Please contact local dealer for more information.